

2017-18 Wildcat info

Table of Contents	1
2017-18 Schedule	1
Quick Facts	2
Davidson College	3-11
Belk Arena & Athletic Facilities	12-19
Wildcat Roster	24
Opponent Information	45-50



the Coaching Staff

Head Coach Gayle Coats Faulks	26-27
Assistant Robyn Sherr-Wells	28
Assistant James Janssen	29
Assistant Lakevia Boykin	29
Athletic Trainer Brian Wheeler	30

Meet the Wildcats

Mackenzie Latt	32-33
Chloe Johnson	34
Saadia Timpton	35
Justine Lyon	36-37
Kyla Roland	38
Kianna Speight	39
Andrea Robinson	40
Ally Welling	41
Saeeda Abdul-Aziz	42
Alana Davidson	42
Sarah Donovan	42
Kelly Fitzgerald	43
Katie Turner	43
2016-17 Graduates	44

Credits

The 2017-18 Davidson College Women's Basketball Media Guide was written and edited by Gavin McFarlin, Assistant SID. Design was handled by McFarlin. Editorial assistance provided by Joey Beeler and women's basketball staff. Front cover photographs taken by Tim Cowie. The remainder of the photography was handled by Brian Westerholt, Willis Glasgow, Bill Giduz, Mike Hood, David Iannarelli, Chris Keane, the NCAA, Peter Roady, Sports On Film, WG Sports Photos and Les Todd. The guide was produced MultiAd Print Solutions, Peoria, Ill., using QuarkXPress 8.1 and Adobe Photoshop CS.

2017-18 Schedule

Date	Opponent	Time
Nov. 3	Johnson C. Smith	5:00
10	at Western Carolina	7:00
12	at N.C. State	2:00
15	at Furman	7:00
19	at Appalachian State	2:00
22	UNC Asheville	7:00
25	Princeton	1:00
27	at William & Mary	7:00
Dec. 3	at Mercer	2:00
6	Elon	7:00
15	Gardner-Webb	11:30 a.m.
18	at High Point	7:00
21	Charlotte	2:00
28	at UCF	2:00
31	at George Mason *	2:00
Jan. 4	Duquesne *	7:00
7	Rhode Island *	2:00
10	at Fordham *	12:00
14	at Richmond *	2:00
17	George Washington *	7:00
20	at St. Bonaventure *	2:00
24	Massachusetts *	7:00
27	Dayton *	2:00
31	at Rhode Island *	11:00 a.m.
Feb. 4	at Saint Louis *	3:00
10	Fordham *	2:00
14	Saint Joseph's *	7:00
17	Massachusetts *	2:00
21	at La Salle *	7:00
24	VCU *	2:00
Atlantic 10 Tournament		
27	First Round ¹	TBD
Mar. 2	Quarterfinals Round ²	TBD
3	Semifinals Round ²	TBD
4	Championship ²	TBD

¹ Higher seed hosts

² Richmond Coliseum

Asterisk (*) denotes A-10 game

Boldface type denotes home game

All times Local and subject to change

Covering the 'cats

Media Information	50
-------------------------	----

2016-17 in review

Season Review	51-53
Results	54
Team Highs and Lows	55
Top Individual Performances	55
Individual Statistics	56
Team Game-By-Game	57



atlantic 10 conference

The A-10	58-61
2016-17 A-10 Standings/Stats	62-63
History at A-10 Tourney	64
2016 A-10 Tournament Results	64
SoCon Tournament History	65

tradition & history

All-Time Roster	66
WBB Hall of Famers	67
1,000-Point Club	68-71
SoCon Player of the Years	72
Honors and Awards	73-74
Academic Success	74
Postseason WNIT	75-78
Single-Game Records	79
Career Records	80-81
Single-Season Records	82
Team History	83
All-Time Series Results	84-88
Year-By-Year	89-95





2017-18 preview of returning letter winners

starters returning (3)

No.	Player	Pos.	Ht.	Yr.	PPG	RPG
44	Mackenzie Latt	F	6-1	Sr.	13.7	7.4
5	Justine Lyon	G	5-9	Jr.	15.7	4.9
21	Chloe Johnson	G	5-7	Sr.	7.6	2.5

starters lost (2)

No.	Player	Pos.	Ht.	Yr.	PPG	RPG
24	Rachel Piles	F	6-3		2.4	3.9
1	Kayla Seymour	G	5-9		1.8	1.7

other key letterwinners returning (5)

No.	Player	Pos.	Ht.	Yr.	PPG	RPG
2	Saadia Timpton	G	5-9	Sr.	1.7	1.5
0	Kianna Speight	G	5-8	Jr.	3.4	0.7
11	Kyla Roland	F	6-2	Jr.	1.7	1.9
3	Andrea Robinson	F	6-1	So.	3.8	2.7
42	Ally Welling	F	6-3	So.	3.1	3.2

newcomers (5)

No.	Player	Pos.	Ht.	Yr.	Hometown
	Saeeda Abdul-Aziz	G	5-11	Fr.	Schenectady, N.Y.
	Alana Davidson	F	6-2	Fr.	New Hope, Pa.
	Sarah Donovan	F	6-2	Fr.	London, Ontario, Canada
	Kelly Fitzgerald	F	5-6	Fr.	Apex, N.C.
	Katie Turner	F	5-8	Fr.	Reno, Nev.

2016-17 Quick review

Record 6-23
 A-10 record 4-12/12th
 2017 A-10 Tournament record 0-1
 L, 54-62, at Fordham in 1st Rd.

2013-14 marked the final year in the Southern Conference as Davidson moved to the Atlantic 10 for the 2014-15 season.

Basket Ball history

1st yr. of varsity competition 1973-74
 All-time record 421-548/38 seasons
 SoCon record 203-164/21 seasons
 A-10 record 10-38 / 3 seasons
 NCAA Tournament appearances 0
 WNIT appearances 3
 Last WNIT appearance 2012-13
 .at Old Dominion, W 82-73, Mar. 21, 2013
at Charlotte, L 60-72, Mar. 24, 2013

general information

Location Davidson, N.C.
 Enrollment 1,900
 Founded 1837
 Colors Red (PMS 186) and black
 Nickname Wildcats
 Conference Atlantic 10
 Arena John M. Belk Arena (5,223)
 Record in Belk Arena 171-125
 Belk Arena Ticket Office 800-768-CATS

Sports information

Sports Info. Director Joey Beeler
 Office Phone 704-894-2123
 Assoc. Director/WBBContact .. Gavin McFarlin
 E-mail gamcfarlin@davidson.edu
 Office Phone 704-894-2635
 SID Fax 704-894-2636
 Office Address Box 7158
 Davidson, NC 28035-7158
 Overnight Address 209 Ridge Road
 Davidson, NC 28036
 Press Row Phone 704-894-7267

Wildcat coaching staff

Head Coach Gayle Coats Fulks
 Alma Mater Fairleigh Dickinson '07
 Record at Davidson .. 0-0 (First Season)
 Career Record Same
 E-mail gacoats@davidson.edu

Assistant Coach Robyn Scherr-Wells
 Alma Mater Michigan '01
 E-mail roscherrwells@davidson.edu

Assistant Coach James Janssen
 Alma Mater Deakin '08
 E-mail jjanssen@davidson.edu

Assistant Coach Lakevia Boykin
 Alma Mater Wake Forest '13
 E-mail laboykin@davidson.edu

BBall Office Phone 704-894-2372
 BBall Office Fax 704-894-2556





Alenda Lux Ubi Orta Libertas.
"Let Learning Be Cherished
Where Liberty Has Arisen."

"Davidson seeks students of good character
and high academic ability,
irrespective of economic circumstances."
Davidson College, Statement of Purpose

Davidson College fast facts:

- Founded in 1837 by Presbyterians
- Located in Davidson, N.C., 19 miles north of Charlotte
- 665-acre main campus; 110-acre Lake Campus
- 1,950 students
- Students from 47 states and Washington, D.C.; 38 countries
- 93 percent live on campus
- More than 95 percent return for sophomore year
- 10:1 student to faculty ratio
- Average class: 15
- 179 full-time faculty; 97 percent with highest degree
- 26 majors, 17 academic concentrations and Interdisciplinary Studies
- Competing in 21 sports at NCAA Division I level
- 76 percent of graduates participated in study abroad
- Endowment: \$697.2 million as of December 31, 2016



president's house



alvarez College Union



old Well



e.h. Little Library



duke family
performance hall

LOCAL ATTRACTIONS



Lake Norman
Davidson Lake Campus



time Warner Cable
arena



Charlotte Convention
Center



nascar hall of fame &
Charlotte Motor
Speed Way



u.s. national
White Water Center

CHARLOTTE
• Charlotte is the only city in the South to have a major league sports team.
• Nicknamed the Queen City, Charlotte is the largest city in the Southeast.
• Charlotte is the home of the NBA's Charlotte Hornets and the NHL's Carolina Hurricanes.
• Charlotte is the headquarters of American Express and a major financial center.
• You can find it all just over the bridge.

CHARLOTTE, N.C.: DID YOU KNOW?

Charlotte is one of the largest cities in the South, with just 800,000 people in the city and 1.5 million people in the greater-Charlotte area.

Named the Queen City, Charlotte and its resident county received the name in honor of Charlotte of Mecklenburg-Strelitz, who had become the consort of Great Britain the year before the city's founding. Charlotte supports 12 television stations, 18 local radio stations and one daily newspaper, *The Charlotte Observer*.



Charlotte is a national sports hub, home to the NFL's Carolina Panthers, the NBA's Charlotte Hornets, NASCAR's Lowe's Motor Speedway, the MLB's Charlotte Knights — Triple-A affiliate of the Chicago White Sox —, and the AHL's Charlotte Checkers — the AHL affiliate of the NHL's Carolina Hurricanes.

Charlotte is the second-largest financial center in the United States and headquarters for 10 Fortune 500 companies including Bank of America, Lowe's, Goodrich Corporation, and Chiquita Brands..

Charlotte/Douglas International carries 594 flights daily from nine airlines, and is home to U.S. Air's largest hub.

You can get to either the Blue Ridge Parkway or the Atlantic Ocean in under two hours from Charlotte.







ACADEMIC SUCCESS



academic excellence

Davidson students explore the liberal arts curriculum in depth and enjoy close faculty collaboration. With 1,900 students, the college is large enough for a diverse and invigorating intellectual engagement, but small enough to foster individual experience and opportunity.

Davidson offers over 850 courses and supports 26 majors and 17 academic concentrations. Students may participate in pre-law, pre-medicine, pre-dentistry or dual-degree engineering programs or may design their own independent study classes or interdisciplinary majors.

Students may also apply for funds to support research and travel, and many opportunities exist for summer research positions with Davidson faculty.

Personal relationships with professors and classes limited to 15 students allow for the development of creative, collaborative relationships resulting in a unique academic experience.

Well-known alumni – National

Tom Marshburn '82, Astronaut

Roger Brown '78, Berkeley Music School president

Patricia Cornwell '79, Internationally-known crime fiction writer

Martin Eakes '76, head of Self-Help Credit Union

Wyche Fowler '62, former U.S. Congressional representative and

U.S. ambassador to Saudi Arabia

Jim Haynes '79, former Legal Counsel, Department of Defense

Ken Krieg '83, former Executive Secretary to Senior Executive Council, Department of Defense

Paul Leonard '62, former chair of the board, Habitat for Humanity International

Sheri Reynolds '89, novelist

Dean Rusk '36, former U.S. Secretary of State (deceased)

Steve Salyer '72, former head of Corporation for Public Broadcasting; now head of Salzburg Institute

Tony Snow '77, former White House Press Secretary

John Spratt '64, former U.S. Congressional representative from S.C.

Todd Thomson '82, former CFO, Citigroup, Inc.

William Winkenwerder '76, former Assistant Secretary of Defense for Health Affairs

Steph Curry – NBA player

Charles Wright '57 – United States Poet Laureate

Anthony Foxx '93 – United States Secretary of Transportation, former mayor of Charlotte

Mackey McDonald '68 – retired Chairman of VF Corporation

John Chidsey '83 – former CEO and Chairman of Burger King Corporation

Tom Ross '72, President of the University of North Carolina system

David Hall '84, President of Hallmark North America division

Caroline Queen '14, 2012 Olympics slalom kayaker

– Regional

John Belk '43, former Charlotte Mayor and business leader (deceased)

Janet Ward Black '83, President, North Carolina Trial Lawyers Association

Edward Crutchfield '62, former CEO, First Union bank

Jim Holshouser '56, former N.C. Governor (deceased)

Elizabeth Kiss '83, President, Agnes Scott College

Jim Martin '57, former N.C. Governor

Doug Oldenburg '56, former Presbyterian Church moderator

Jana Sampson '96, pop singer

affordability

Through a historic decision made by the college community and Board of Trustees, The Davidson Trust meets 100 percent of demonstrated financial need of accepted students through a combination of grants and campus employment, without relying on loans.

In support of the college's longstanding commitment to need-blind admission, The Davidson Trust makes it possible for talented students from all backgrounds to imagine coming to Davidson, and for graduates to plan for their futures based on their interests and passions.

Davidson was the first liberal arts college in the nation to establish this type of program, in part because affordability of education has always been a priority for the college. Davidson's founders were determined to keep the cost of education within the reach of many in our land, who could not otherwise obtain it. The Davidson Trust helps realize that historic goal, and through it, sustains a diverse academic community united by intelligence, curiosity, courage, ambition, and character. By ensuring access for all students, Davidson keeps faith with its past

and secures its future.

In 2012, Davidson alumnus and long-time supporter Edward L. "Ted" Baker '57, bequeathed the college a \$25-million gift in support of The Davidson Trust.

ACADEMIC SUCCESS

a-10 academic honor roll

Davidson landed 207 student-athletes on the Atlantic 10 Commissioner's Academic Honor Roll for the 2015-16 academic year.

23 Rhodes Scholars

Davidson counts 23 Rhodes Scholars amongst its alumni. Established by the late Cecil Rhodes in 1902, the prestigious scholarship provides support for study at England's Oxford University for students from around the world who are outstanding intellectually and show qualities of moral leadership and social purpose.



Class of 2014 - Shneeka Center (left) and Laura Murray

ncaa public recognition awards

The NCAA formally released Public Recognition Awards for the sports teams achieving the highest level of academic performance in Division I, and the list included 14 Davidson College athletic programs.

The most recent APR scores are multi-year rates based on scores from the 2009-10, 2010-11, 2011-12 and 2012-2013 academic years. This announcement is part of the overall Division I academic reform effort and is intended to highlight teams that demonstrate a commitment to academic progress and retention of student-athletes by achieving the top APRs within their respective sports.

"This national acknowledgment is a tribute to the efforts of our tremendous student-athletes and the faculty and coaches who tirelessly guide them as they seek success in both academics and athletics," said Davidson Director of Athletics Jim Murphy. "We are very proud of them all."

Led by Davidson's 11 programs honored, a total of 39 Southern Conference teams representing nine member institutions earned the accolade. Davidson was one of six schools to have multiple programs honored, and accounted for seven of the 19 SoCon women's teams honored and four of the 20 men's SoCon programs acknowledged. Including Davidson, four schools had at least one men's and one women's program honored while the Wildcat baseball, wrestling, women's soccer and volleyball teams were the lone league representatives in their sport.



President Carol Quillen

distinctly davidson

A variety of options and opportunities set Davidson apart, including its strong Honor Code, commitment to community service and Division I athletics:

- Davidson's historic and student-administered Honor Code offers both the freedom and responsibility of self-scheduled and unproctored exams.
- With the Dean Rusk International Studies Program, 12 Davidson-directed study abroad programs and off-campus study programs in 17 locations worldwide, more than 70 percent of students graduate with experience abroad.
- Davidson fields 21 NCAA Division I varsity teams, with athletes' graduation rate at over 90 percent, just a few points higher than the rest of the student body. Davidson's scholar athletes are well known for having the heaviest luggage of any team on the road—bags full of books and notes.
- Davidson's alumni are committed to the mission of the college with 60 percent of alumni donating to college every year for the past 11 years.

affordability

Davidson is a national leader on affordability initiatives, with need-blind admission and meeting 100 percent of demonstrated financial need with a combination of grants and student employment. In a groundbreaking initiative known as the Davidson Trust, Davidson was the first liberal arts college to eliminate the loan component in financial aid packages.

Davidson believes that its educational offerings should be affordable for every admitted student, regardless of a family's financial means. Thanks to Davidson's commitment to need-blind admission, a student's character, accomplishments and academic potential are the only factors in the decision—not ability to pay.



Hannah Early Class of 2016

JOHN M. BELK



Top flight facility. Top notch school. An excellent combination of athletics and academics. That's the setting for the women's basketball team at Davidson College. The Baker Sports Complex is the centerpiece of the Wildcats' athletics facilities and the heart of Davidson basketball.

Belk Arena, which seats 5,223 for basketball, has been the Wildcats' home since they started playing again in 1992-93.

In addition to the 5,223-seat John M. Belk Arena, the complex includes the Carl and Louise Knobloch Tennis Center, Cannon Natatorium, Dickson Administrative Wing and Finley Education Center, plus the Charles W. Parker Wrestling Room, a weight room, sports medicine center, four racquetball courts and one squash court. It also houses the athletic department offices.


Named in honor of the late John M. Belk '43 — a former captain of the Wildcats' teams, a Davidson College trustee for more than 15 years and former mayor of Charlotte.

In 2011-12, Davidson had its best season ever at home. The Wildcats went a school-record 12-1 and rattled off a seven-game win streak to start the year. It marked the ninth straight winning season on their home court.

Wildcats in Belk arena

Year	Record	Pct.
1992-93	6-5	.545
1993-94	3-10	.231
1994-95	3-7	.300
1995-96	8-4	.667
1996-97	9-3	.750
1997-98	10-1	.909
1998-99	10-4	.714
1999-00	5-7	.417
2000-01	3-8	.273
2001-02	7-4	.636
2002-03	6-5	.545
2003-04	8-3	.727
2004-05	8-3	.727
2005-06	8-4	.667
2006-07	10-2	.833
2007-08	10-2	.833
2008-09	6-5	.545
2009-10	8-4	.667
2010-11	8-5	.615
2011-12	12-1	.923
2012-13	9-2	.818
2013-14	7-7	.500
2014-15	2-11	.154
2015-16	4-9	.308
2016-17	5-9	.357
Totals	175-125	.583





AN ENHANCEMENT TO THE BAKER SPORTS COMPLEX




On Sunday afternoon, Nov. 15, 2015, Davidson College held a ribbon cutting and dedication ceremony for the \$13.3 million dollar Harry L. Vance Athletic Center.



The Vance Athletic Center, which is an enhancement to Baker Sports Complex, was made possible, in part, by a \$4 million challenge gift from Samuel and Ann Ginn of Hillsborough, Calif., to honor Ann's father, the late Harry L. Vance, Davidson College Class of 1926.

The 50,000-square-foot space provides two practice courts for Davidson's men's and women's basketball teams and the volleyball team. This additional gym space helps alleviate the growing needs of Davidson's club and intramural programs, as well. Also located in the new center are coaches' offices, administrative space, locker rooms, team rooms and film rooms for men's and women's basketball.

Davidson's burgeoning dance program also benefited from the new Cheryle Williamson Center for Dance, which will support academic and co-curricular dance activities. This space was made possible by the generosity of Cheryle and Joel Williamson '67 of Chicago, Ill.

The overall Davidson fan experience is enhanced thanks to a new game day entrance easily accessible from the parking lot and a new ticket office and lobby highlighting athletic accomplishments that includes the Nisbet Hall of Fame. The facility also features the Red Ventures Athletic Club.






DAVIDSON ATHLETIC FACILITIES



Baker Sports Complex

The Baker Sports Complex, completed in 1989, houses all of Davidson's indoor athletic facilities, including the John M. Belk Arena, Knobloch Tennis Center and Cannon Natatorium, as well as the athletic department offices, team locker rooms and the athletic training room.



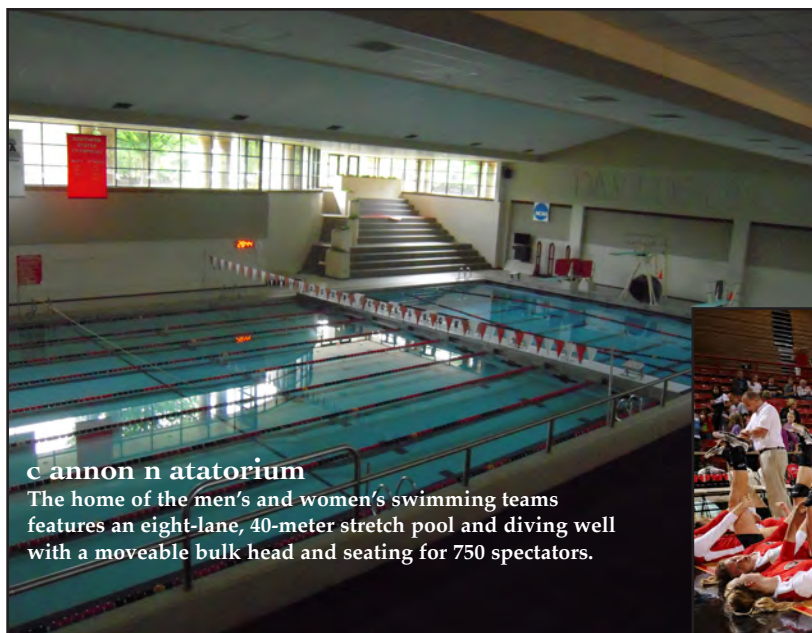
Knobloch Tennis Center

With four indoor courts, allows for year-round training.



Alumni Stadium

Completed in 2004, the \$2-million soccer facility includes a new playing surface with a first-class irrigation system, lighting for night games, grandstands, a press box and a new scoreboard. The home of the men's and women's soccer teams also boasts its own clubhouse.



Cannon Natatorium

The home of the men's and women's swimming teams features an eight-lane, 40-meter stretch pool and diving well with a moveable bulk head and seating for 750 spectators.



John M. Belk Arena



Smith Field at Richardson Stadium & Irwin Belk Track

Built in 1924, Richardson Stadium is the 4,500-seat home of Davidson football as well as Doe Weight Room, the Don Bryant press box and several radio booths. Smith Field is ringed by Irwin Belk Track, the top-flight home of Wildcat track and field.



Covington Courts

Features 14 outdoor courts, both hard and clay surfaces.

John M. Belk Arena

Named in honor of John M. Belk '43 — a former Wildcat team captain, Davidson College trustee for more than 15 years and former mayor of Charlotte, Belk Arena is the home of men's and women's basketball, volleyball and wrestling. In 2014, the court was named the Bob McKillop Court in honor of men's basketball head coach Bob McKillop.



Wilson Field

Wildcat baseball opened the 2005 season at Wilson Field, the renovated and renamed facility featuring permanent bleachers, a press box, concession stands and clubhouse. In 2014, a new scoreboard was installed as well as an all-new fence across the entire outfield. In addition, new padding behind home plate and in between the dugouts was also added.




Belk Turf Field

Completed in the fall of 2002, Belk Turf Field is the home of Davidson field hockey.



Charles W. Parker Wrestling Room

Doe Weight Room



The Wildcats' head strength and conditioning coach, Greg Honeychuck, carries out the goal of Davidson's strength and conditioning program — to increase the strength, power, speed, conditioning levels and flexibility of all student-athletes, helping reduce the risk of injury.

Each team's program, specifically designed by Honeychuck, aims to improve the sport energy utilization system and to increase the strength and power to the primary muscle groups used in that specific sport.

In the fall of 2005, Davidson opened the Ernie Doe Weight Room, a state-of-the-art 5,000-square-foot facility dedicated to the needs of the college's 21 varsity athletic teams. The weight room includes 16 power racks and eight lifting platforms, as well as other cutting-edge lifting and conditioning equipment to train the whole body.

Greg Honeychuck enters the 2015-16 in his second year as Davidson's head strength and conditioning coach for all 21 Wildcat sports.

Prior to taking over Davidson's head strength and conditioning position, Honeychuck joined the South Florida strength and conditioning staff in January of 2011. As associate director, he coordinated and directed strength and conditioning programs for USF's football summer training, while also assisting the program during the regular season. Honeychuck also directed the strength and conditioning programs for baseball and volleyball.

Before working at South Florida, Honeychuck was a graduate assistant and then moved into an assistant strength and conditioning coaching position with the East Carolina Pirates, where he was the coordinator for women's volleyball and assisted with football and baseball.

Honeychuck received his bachelor's degree in 2008 in health science with a minor in coaching from Lock Haven University in Pennsylvania. He went on to earn a master's degree in exercise physiology from East Carolina University in 2010. He also completed internships during his undergrad years at Binghamton University and Penn State University.

Honeychuck is certified from the NSCA-CSCS, CSCCa-SCCC as well as having his Under Armour Combine 360 certification.



om

STRENGTH AND CONDITIONING





Jim Murphy, Director of Athletics

Jim Murphy was introduced as Davidson College's Director of Athletics in November of 1995, returning to his alma mater to lead the Wildcats on the eve of their 100th anniversary of intercollegiate athletics and into the next century.

Prior to his appointment at Davidson, Murphy, spent 10 years as executive associate athletic director and chief financial officer for the Georgia Tech Athletic Association.

An Atlanta native, Murphy played football and baseball during his freshman year at Davidson. His experience has been invaluable as he guides a program which is unique in its desire for excellence in both athletics and academics and has one of the smallest enrollments among NCAA Division I schools.

Reflecting his support of academics, Davidson's NCAA graduation rate of 91 percent was the highest in Division I in 2001-02, second in 2002-03 with a rate of 97 percent and continues to be above 90 percent each year.

Davidson claimed the Southern Conference Graduation Rate Award for the last 12 years. In addition, Davidson won the SoCon's Barrett-Bonner Award, given to the school that places the highest percentage of its student-athletes on the league's academic honor roll, 19 times in the award's 21-year history.

Since Murphy's return to Davidson, the Wildcats have pursued several major capital projects and major improvements have been completed in Belk Arena and at Smith Field at Richardson Stadium.

The construction of the Belk Turf Field for field hockey, the new Alumni Stadium for soccer, Wilson Baseball Park and practice facility and the football stadium expansion project, which included a state-of-the-art weight room, a new press box and additional permanent seating, all have come during Murphy's tenure. Davidson also replaced Richardson Stadium's natural grass with FieldTurf, which allows the Wildcats to practice in their home stadium on a daily basis and frees up field space for intramural use. In October, construction to the new Harry L. Vance Athletic Center - an enhancement to Baker Sports Complex - began, with an expected completion in approximately 12-14 months.

In May of 2013, Murphy and Davidson College President Carol Quillen announced that the Wildcats will join the highly-competitive Atlantic 10 Conference, a move that became a reality on July 1, 2014.

The 2004 NACDA Division I-AA/I-AAA Southeast Region Athletic Director of the Year, Murphy served two terms on the prestigious NCAA Division I Management Council, a policy-making body within the NCAA governance structure. He chaired the Division I-AA Governance Committee and formerly served on the NCAA Division I Business and Finance Cabinet, the Division I Governance Committee and the Division I Finance Committee.

From 2002-04, Murphy chaired the Athletic Directors Association of the Southern Conference. He was part of Charlotte's successful bid to host the NCAA Division I Men's Soccer Championships in 1999 and 2000 and also served as Tournament Director of the first and second-round games of the 2005 NCAA Men's Basketball Championship in Charlotte.

Murphy is a past member of the Division I Football Issues Committee and Past-President of the Football Championship Subdivision Athletic Directors Association. He was also a member of the NCAA Task Force on Recruiting, an 18-member panel charged with changing the culture of recruiting in intercollegiate athletics, and currently serves on the NCAA's Fiscal Responsibility Oversight Group.

A licensed Certified Public Accountant and 1978 graduate of Davidson with a degree in economics, he earned a Master of Science degree in management from Georgia Tech in 1979. He worked from 1979-85 as an audit manager with the international public accounting firm of KPMG Peat Marwick in Atlanta with responsibility for financial statement audits of public and private companies with up to \$1 billion in assets.

Murphy has been active in the community since his return to Davidson. He is involved with Social Venture Partners - Charlotte, chairs the Board of Managers of the Lake Norman YMCA, the Board of Directors of the Charlotte Regional Sports Commission, served three years on the Board of the Charlotte Council for Children and three years on the Board of Directors of the Town of Davidson Youth Baseball League.

Murphy is married to Dr. Susan Roberts, a political science professor at Davidson, and his son, Matt, is a graduate of the University of North Carolina and works in advertising in Chapel Hill, N.C.



Carol Quillen, Davidson President

Carol Quillen has led Davidson College in reimagining the liberal arts experience, creating a new model for higher education in an increasingly interconnected world.

Davidson students gain a deep and rich liberal arts education now strengthened by skills that will enable them to adapt and thrive amidst continual shifts in the economy and around the globe. Graduates step into the world equipped to lead in the service of something larger than themselves.

Quillen's "Transition to Impact" initiatives and her support of student-and-faculty collaborative research allow students to produce new knowledge, whether working with scholars in the classroom or entrepreneurs in the community.

She has affirmed Davidson's commitment to educational excellence by cultivating partnerships that help identify students from all backgrounds whose talents enrich the community and whose leadership as graduates will transform the world.

On August 1, 2011, Quillen became the 18th president of Davidson College.

A respected scholar and an accomplished administrator, she arrived at Davidson from Rice University, where she served as vice president for international and interdisciplinary initiatives.

She grew up in New Castle, Delaware, a small town where she says "it was second nature to support the community and look out for other people."

Quillen attended Wilmington Friends School. She earned a B.A. in American history from the University of Chicago, graduating Phi Beta Kappa with special and general honors, then received a Ph.D. in European history from Princeton University.

Quillen has been tapped to lend her passion and skills to national efforts on college access and affordability. She was appointed to President Obama's Advisory Council on Financial Capability for Young Americans.

On the Davidson campus, she emphasizes that equal educational opportunity must be real and meaningful. Through The Davidson Trust, the college practices need-blind admission and meets 100 percent of demonstrated need for all students through a combination of grants and campus employment, with no packaged loans.

Quillen serves on the board of directors of the American Council on Education, the National Alliance of Public Charter Schools, the Levine Museum of the New South, and the National Humanities Center.

Her daughter, Caitlin, is a graduate of the University of North Carolina at Chapel Hill.





Scott Applegate
Associate Director of Athletics



Brian Barnes
Equipment Manager



Dick Cooke
Senior Men's Administrator,
Head Baseball Coach



Joey Beeler
Sports Information Director



Beth Hayford
Head Athletic Trainer



Sandy Helfgott
Director of
P.E. & Recreation




Jamie Hendricks
Director of Marketing,
Ticketing & Game
Operations



Lee Jones
Director of Lake Campus



Katy McNay
Assistant Athletic Director,
Senior Woman Administrator



Greg Honeychuck
Strength &
Conditioning



Annie Porges
Director of the Davidson
Athletic Foundation

head coaches



Susanne Depka
Women's Tennis



Adam Denton
Women's Soccer



Drew Barrett
Men's Tennis



Chris Willis
Volleyball



Bob McKillop
Men's Basketball



Paul Nichols
Football



Andy Lausier
Wrestling



Matt Spear
Men's Soccer



Jen Straub
Director of M/W Cross
Country/Track & Field



Tim Straub
Golf



Ginny Turner
Field Hockey



Gayle Coats Fulks
Women's Basketball



Kimberly Wayne
Lacrosse



John Young
Swimming & Diving

Davidson athletic foundation

The Davidson Athletic Fund (DAF) provides operating, scholarship and capital funds to support 21 NCAA Division I programs and over 450+ student athletes.

A corollary purpose is to strengthen the broader academic-athletic community of alumni, athletes and coaches, faculty and staff, parents and neighbors. This occurs through the hosting of a number of events each year as well as through targeted and consistent communications that engage the DAF's external and internal constituencies and complement the DAF's development efforts.



Gavin Viano
Assistant Athletic Director
for Development



Jessica Dugan
Assistant Director of DAF



Jess Melby '13
Assistant Director of DAF



Angela Cerkovnik
Staff Assistant of DAF

N u M e r i c a l R o s t e r

No.	Name	Pos.	Ht.	Yr.	Hometown	High School
0	Kianna Speight	G	5-8	Jr.	Bradenton, Fla.	Conway
1	Katie Turner	G	5-8	Fr.	Reno, Nev.	
2	Saadia Timpston	G	5-9	Sr.	Charlotte, N.C.	Myers Park
3	Andrea Robinson	F	6-1	So.	Randallstown, Md.	McDonogh School
4	Kelly Fitzgerald	G	5-6	Fr.	Apex, N.C.	Green Hope
5	Justine Lyon	G	5-9	Jr.	Durham, N.C.	Hillside
11	Sarah Donovan	G/F	6-0	Fr.	London, Ontario, Canada	A.B. Lucas Secondary
13	Kyla Roland	F	6-2	Jr.	Farmington Hills, Mich.	Harrison
21	Chloe Johnson	G	5-7	Sr.	Laveen, Ariz.	St. Mary's
32	Saeeda Abdul-Aziz	G	5-11	Fr.	Schenectady, N.Y.	Mohonasen
34	Alana Davidson	F	6-2	Fr.	New Hope, Pa.	New Hope-Solebury
42	Ally Welling	F	6-3	So.	The Woodlands, Texas	Concordia Lutheran
44	Mackenzie Latt	F	6-1	Sr.	Richland, Mich.	Richland Gull Lake

a l p h a B e t i c a l R o s t e r

No.	Name	Pos.	Ht.	Yr.	Hometown	High School
32	Saeeda Abdul-Aziz	G	5-11	Fr.	Schenectady, N.Y.	Mohonasen
34	Alana Davidson	F	6-2	Fr.	New Hope, Pa.	New Hope-Solebury
11	Sarah Donovan	G/F	6-0	Fr.	London, Ontario, Canada	A.B. Lucas Secondary
4	Kelly Fitzgerald	G	5-6	Fr.	Apex, N.C.	Green Hope
21	Chloe Johnson	G	5-7	Sr.	Laveen, Ariz.	St. Mary's
44	Mackenzie Latt	F	6-1	Sr.	Richland, Mich.	Richland Gull Lake
5	Justine Lyon	G	5-9	Jr.	Durham, N.C.	Hillside
3	Andrea Robinson	F	6-1	So.	Randallstown, Md.	McDonogh School
13	Kyla Roland	F	6-2	Jr.	Farmington Hills, Mich.	Harrison
0	Kianna Speight	G	5-8	Jr.	Bradenton, Fla.	Conway
2	Saadia Timpston	G	5-9	Sr.	Charlotte, N.C.	Myers Park
1	Katie Turner	G	5-8	Fr.	Reno, Nev.	
42	Ally Welling	F	6-3	So.	The Woodlands, Texas	Concordia Lutheran

C o a c h i n g & s u p p o r t S t a f f

Head Coach: Gayle Coats Fulks (Fairleigh Dickinson '07), 1st Year

Assistant Coach: Robyn Scherr-Wells (Michigan '01), 1st Year

Assistant Coach: James Janssen (Deakin '08), 1st Year

Assistant Coach: Lakevia Boykin (Wake Forest '13), 1st Year

A t h l e t i c T r a i n e r:

Brian Wheeler (Florida State), 11th year

S t r e n g t h a n d C o n d i t i o n i n g:

Chad Emmons (Ouachita Baptist), 3rd year



TEAM PICTURE



Gayle Coats Fulks
Head Coach • First Year
0-0 Career Record
Fairleigh Dickinson '07

the opportunities and relationships of a high-academic Division I environment," said Murphy. "She has been recognized by her peers for her commitment to the scholar-athlete experience and her ability to recruit and develop players. We welcome Gayle and her husband Ryan to the Davidson community."

Coach History...

Coats Fulks came to Davidson from Wake Forest University, where she spent the five years as an assistant coach under Jen Hoover. The last two years (2015-16 & 2016-17) Wake Forest earned at-large bids to the Women's NIT, reaching the second round both seasons during Coats Fulks tenure.

During the 2016-17 season, the Demon Deacons went 17-16 overall and earned a win over Bethune-Cookman in the first round of the WNIT before falling to Middle Tennessee State to end their season. Guard Alex Sharp became the second student-athlete under Coats Fulks to be named to the Atlantic Coast Conference All-Freshman Team, joining fellow teammate Ariel Stephenson who garnered the award a year ago from the Blue Ribbon Panel and the league's coaches.

In addition to helping the Demon Deacons to consecutive NIT appearances the last two seasons, Coats Fulks was recognized during the 2015-16 campaign as one of the Women's Basketball Coaches Association's (WBCA) Thirty Under 30 honorees. The award is given annually to up-and-coming coaches 30 years old and younger, to recognize their involvement in community service, mentorship and impact on others' professional manner and attitude as well as association involvement.

While on the bench for head coach Hoover for five seasons, Coats Fulks assisted in all aspects of the program, from academics to recruiting, where she served as an integral part to the Demon Deacons putting together ranked recruiting classes each year on staff.

In her first season with the Deacs, she helped guide one of the top-scoring backcourts in the Atlantic Coast Conference. Point guard Chelsea Douglas led the team in scoring at 14.6 points per game, while Lakevia Boykin was right behind her at 14.4 points. The two combined to make

On May 10, 2017, Davidson College Athletic Director Jim Murphy announced the hiring of Gayle Coats Fulks as the head coach for the Wildcat women's basketball program. She is the 12th head coach in the program's 38-year history.

Quick Highlights...

- Spent the last five years at Wake Forest as an assistant coach, primarily working with the guards and wing players, and was the program's recruiting coordinator.
- She was integral in recruiting, helping the Demon Deacons put together ranked recruiting classes each year on staff.
- She was recognized as one of WBCA's Thirty Under 30 honorees after fourth season at Wake Forest. The award is given annually to up-and-coming coaches 30 years old and younger, to recognize their involvement in community service, mentorship and impact on others' professional manner and attitude as well as association involvement.
- During tenure at Wake Forest, the Demon Deacons earned back-to-back post-season bids to the Women's NIT in 2016 and 2017, reaching the second round both seasons.
- Coached two ACC All-Freshmen Team members and a pair of ACC First and Second Team picks during time at Wake.
- Graduated from Fairleigh Dickinson in 2007, where she was a four-year letterwinner for the Knights.

Quotes...

Coats Fulks: "It is a dream come true to be named the next head women's basketball coach at Davidson," commented Coats Fulks. "I want to thank President Quillen and Jim Murphy for the opportunity to join this amazing community. I believe that Davidson has the perfect fusion of genuine and dedicated people, prestigious academics, and top-notch facilities to achieve a high level of success on and off the court. I will work tirelessly to create a culture of excellence in everything that we do. I cannot wait to get started. Go Wildcats!"

a D Jim Murphy: "Gayle understands

The Coats Fulks File

Hometown: Virginia Beach, Va.

Family: Spouse Ryan

Education: Fairleigh Dickinson (2007)

Coaching Experience:

Davidson- Head Coach, 2017-

Wake Forest- Assistant Coach, 2012-2017

UNCG- Assistant Coach, 2011-12

Longwood- Assistant Coach, 2007-11

New York Liberty (WNBA)- Assistant Video Coordinator

134 three-pointers on the season, with Douglas' 72 ranking as the third-most for a single-season in school history.

Coats Fulks joined the Wake Forest staff after one season as an assistant coach at UNC Greensboro in 2011-12. With the Spartans, Coats Fulks assisted with academics, recruiting, scouting, game preparation and practice planning, along with player development. She also served as the team's academic liaison.

Coats Fulks broke into the coaching ranks at Longwood University, where she was on staff from 2007-11. In her first season with the Lancers, they went 16-13, notching the program's best win total in its Division I era at the time.

Prior to her first collegiate job, Coats Fulks served as the Assistant Video Coordinator during the 2007 season for the WNBA's New York Liberty, where she assisted with scouting reports and film exchange.

A four-year letterwinner at Fairleigh Dickinson, Coats Fulks was a co-captain and member of the Northeast Conference All-Academic squad. She graduated in 2007 with a Bachelor of Science degree in business management.

Coats Fulks overall record — 1st Season

Year(s)	SCHOOL	Overall			CONFERENCE			CONFERENCE Finish
		W	L	Pct.	W	L	Pct.	
2017-18	Davidson	0	0	.000	0	0	.000	
Totals		0	0	.000	0	0	.000	



Robyn Scherr-Wells
Assistant Coach
First Year
Michigan '01



Robyn Scherr-Wells enters her first season as assistant coach, joining the Davidson women's basketball staff in June of 2017.

Scherr-Wells joins the Wildcat staff after having compiled a 144-83 overall career record in seven seasons as a head coach at Roosevelt University in Chicago, Ill., and Davenport University, which is in Grand Rapids, Mich. She was even more impressive in conference games, going 76-26 at the two schools to go with three regular season and conference tournament championship titles.

"I am thrilled to be joining the Davidson staff and to be a part of such an esteemed academic institution," said Scherr-Wells. "Coach Coats Fulks is going to be very successful in building Davidson into a consistent A-10 contender and I am excited to be a part of it. I can't wait to get to work with our staff and the talented women on our team."

For the past two seasons, Scherr-Wells led Davenport to a combined 59-10 record and two Wolverine Hoosier Athletic Conference regular season and tournament titles. This past year, she was named Basketball Coaches Association of Michigan 2017 College Coach of the Year. The Panthers offense ranked amount the best in the nation under Scherr-Wells, finishing third and 11th, respectively, the past two years.

In addition, Scherr-Wells recruited and coached seven WHAC All-Conference, two all-freshmen, and two all-defensive team selections, as well as one NAIA All-American. She also coached 12 All-WHAC Academic Team members and one CoSIDA Academic All-District player, while nine Panthers were named Daktronics-NAIA Scholar-Athletes.

Prior to her two-year run at Davenport, Scherr-Wells was the head coach at Roosevelt for five seasons, putting the program on the national radar. She built the program from the ground up and compiled an overall record of 85-73.

In just the program's third season of existence, she guided the Lakers to Chicagoland Collegiate Athletic Conference regular season and tournament titles, marking the school's first-ever conference crowns. The team earned a spot in the NAIA Division II Women's

Basketball National Championship, where the Lakers advanced to the Sweet 16.

Scherr-Wells' squad finished the year with a school-record 28 wins while ranking No. 10 in the final national poll.

Scherr-Wells ensured the Lakers were not a one-hit wonder, posting 21 wins, rising as high as No. 5 in the national rankings and making a return trip to the national tournament the following year. That season concluded a historic run for her inaugural recruiting class, a group featured two-time NAIA All-American and four-time All-CCAC honoree Casey Davis, who tallied 2,203 career points.

She garnered numerous accolades while at Roosevelt, including a two-time Illinois Basketball Coaches Association (IBCA) NAIA Division II Coach of the Year (2013, 2014). In addition, Scherr-Wells also was named Chicagoland Collegiate Athletic Conference (CCAC) and Women's Basketball Coaches Association (WBCA) Region IV Coach of the Year following the 2012-13 campaign.

A native of Glen Ellyn, Ill., Scherr-Wells played on the No. 2 team in the nation in 1995 as a member of the AAU Illinois Hustle and went on to the University of Michigan where she joined the women's basketball team. With the Wolverines, Scherr-Wells started as a manager/practice player during her freshman season and eventually earned an athletic scholarship as a sophomore for her role in that capacity for the squad.

Following graduation, Scherr-Wells played for Athletes in Action during their tour of Spain in 2001 before heading to the University of Arizona where she served for three years on the campus ministry staff for Athletes in Action, working closely with the student-athletes and coaches. In 2005, she returned to the University of Michigan to be the administrative assistant for the women's basketball team, serving in various capacities with the team under the mentorship of Missouri Sports Hall of Fame Coach Cheryl Burnett.

After one year in Ann Arbor, Mich., Scherr-Wells headed to the northwest, becoming the assistant women's basketball coach at Portland State. With the Vikings during the 2006-07 season, she coached the perimeter players and helped develop rookie Claire Faucher into the Big Sky Conference Most Outstanding Freshman. Scherr-Wells also served as the academic coordinator for the team, handled all team travel, scouted opponents

the
scherr-Wells file

Hometown: Glen Ellyn, Ill.

Education: Michigan (B.S., 2001)

Roosevelt (Masters in Business Admin., 2014)

Coaching Experience:

Davidson College (assistant coach, 2017-)

Davenport University (head coach, 2015-17)

Roosevelt University (head coach, 2010-15)

Portland State (assistant coach, 2006-07)

Michigan (Admin. Asst., 2005)

and coordinated the film exchange program among other duties.

Scherr-Wells left Portland State following that season to take on the role of Senior Admissions Counselor at Northern Arizona University, where she stayed for one year before returning to Chicago and joining the Roosevelt staff.

Scherr-Wells, married to Ryan Wells, is a 2001 graduate of Michigan where she graduated with distinction and earned a bachelor's degree in movement science and athletic training. She went on to earn a master's degree of business administration from Roosevelt in 2014.



James Janssen
assistant coach
first year
deakin '08

James Janssen begins his first season with the Davidson women's basketball program after joining the staff in September of 2017.

An Australian native, Janssen joins the Wildcats after having spent the previous five seasons at Wake Forest. As a graduate student and volunteer for the Deacons, he worked closely with Coats Fulks. He assisted with player development, on-campus recruiting, opposition scouting, camps, and sports science consulting. The past two years at Wake Forest saw them with back-to-back NIT berths, making the second round in both years.

"I'm thrilled and honored for the opportunity to join the women's basketball staff here at Davidson," said Janssen. "I've been fortunate to work closely with Coach

Coats-Fulks these past five years. She is absolutely a rising star in the profession, and I am excited to assist her in taking this program to new levels in the Atlantic-10. Davidson College epitomizes everything that is great about the student-athlete experience, and to have the chance to invest in a program with these values is a dream come true."

Prior to his time with the Demon Deacons, Janssen had an extensive playing and coaching career with the Blackburn Vikings Basketball Club in Melbourne, Australia. A pass-first point guard, Janssen's 10-year playing career in the semi-professional BIGV competition was highlighted by captaining his side to a 2011 BIGV Championship, and consistently being among the leagues assist leaders.

His coaching career at Blackburn involved coaching boys and girls of a variety of ages. The first at his club to coach a team to an invitation to the prestigious Australian Club championships, Janssen also coached and led two high school girls travel teams on tours of the USA in 2009

the Janssen file

Hometown: Australia
Education: Deakin (B.S., Exercise Science, 2008)
Wake Forest (Masters of Ed., Health and Exercise Science, 2010)
Coaching Experience:
Wake Forest (Volunteer, 2012-2017)
Blackburn Basketball Club

and 2012. In addition to his time at Blackburn, Janssen coached at the Basketball Victoria talent ID camps, which are responsible for identifying and harnessing some of Australia's top basketball talent.

He graduated with a bachelor's degree in exercise and sport science from Deakin University (Melbourne, Australia) in 2008, and then earned his master's degree in health and exercise science from Wake Forest in 2014. Having spent the previous 10 years in a range of teaching and research positions at Deakin, Wake Forest, UNCG, Janssen is currently completing a PhD in Kinesiology (exercise physiology) from UNCG.

James married Erika Janssen (Griffith) in April of 2017.



Lakevia Boykin
assistant coach
first year
Wake forest '13

Lakevia Boykin enters her first season as assistant coach after joining the Davidson women's basketball staff in June of 2017.

A four-year letterwinner for the Demon Deacons from 2009-10 to 2012-13, Boykin returned to her former school last season as the women's basketball's video coordinator under head coach Jen Hoover.

"It's an honor and privilege to be joining Coach Gayle and staff here at Davidson," said Boykin. "Gayle is someone that I have watched and learned from over the years and I am more than grateful that she has given me this opportunity. Davidson is truly a special place. The prestigious academics, combined with state of the art facilities, and a rich basketball tradition, certainly makes this a dream destination. I'm excited to be on this journey, and look forward to helping build something spe-

cial".

Over the course of her career, Boykin played in each of the 130 games the Demon Deacons played during her four years with the program to set the school record in the process. As a senior, Boykin finished second on the team in scoring at 14.4 points per game while totaling 1,309 points in her career, which put her 11th all-time in program history. Along the way, she also racked up 167 made three-pointers, which sit fifth in program history.

After graduating with a bachelor's degree in communications, Boykin played professionally overseas. Most recently, Boykin played for Wolfenbuettel in Germany before she returned to Wake Forest in 2016-17.

the Boykin file

Hometown: Raleigh, N.C.
Education: Wake Forest (B.A. '13)
Coaching Experience:
Wake Forest (video coordinator, 2016-17)



**Brian
Wheeler**
athletic
trainer
10th year

Brian Wheeler is the primary athletic trainer for the women's soccer, women's basketball, and women's tennis teams.

He is in his second tenure with the Wildcats, previously working with the women's soccer and baseball teams during the 2004 and 2005 seasons.

Wheeler earned his B.S. in Exercise Science from Florida State University in 2002, where he worked with the football team. He also earned his M.S. in Nutrition Education and Health Promotion in 2004 from Florida State.

He also interned with the Jacksonville Jaguars in 2003 and worked at The Lovett School in Atlanta, Ga., from 2006-08.

Brian and his wife Amanda reside in Huntersville, N.C.



**terry
gilliland**
ad Min.
assistant
9th year

Terry Gilliland, who enters her ninth year with the women's basketball program, became a part of the Wildcat staff in September of 2008 as an Administrative Assistant.

Among her duties are assisting with various athlete and alumni databases, along with assisting for hotel, travel and meal arrangements for the team and coaches. She also is responsible for the monthly newsletters and general correspondences between parents and players.

Gilliland previously worked at Statesville Roofing & Heating Co., Inc. for 19 -1/2 years as a Human Resource Manager, Payroll Administrator, Insurance Coordinator and also handled accounts receivable.

In addition to her duties at Davidson, Gilliland is the treasurer of the Shepherd Community Athletic Association. The association allows for over 500-plus students the option to be involved in a sport of their choosing that is challenging and rewarding to them.

Gilliland and her husband Gene reside in Mooresville, N.C. and have three children – Kyle, Cody and Ethan.





Seniors (L-R)
Chloe Johnson
Mackenzie Latt
Saadia Timpton

Junior (L-R)
Kianna Speight
Kyla Roland
Justine Lyon



Sophomore (L-R)
Andrea Robinson
Ally Welling



Freshmen (L-R)
Sarah Donovan
Kelly Fitzgerald
Katie Turner
Saeedia Abdul-Aziz
Alana Davidson



#44 Mackenzie Latt
F • 6-1 • Sr.
Richland, Mich.
Richland Gull Lake

Career highs

Minutes

47, at High Point, 11/24/15

Field Goals

12, at Charlotte, 12/21/16

Field Goal attempts

20, last time at Charlotte, 12/21/16

Three-Point Field Goals

1, last time vs. UNCW, 11/30/16

Three-Point Field Goal attempts

3, at Fordham, 1/2/16

Free throws

9, at Radford, 12/2/15

Free throw attempts

10, at Radford, 12/2/15

Offensive rebounds

8, at George Mason, 2/8/15

Defensive rebounds

12, vs. Fordham, 1/28/15

Rebounds

19, vs. George Mason, 2/3/16

Assists

6, vs. High Point, 11/25/14

Steals

9, vs. La Salle, 1/21/17

Blocks

4, at Dayton, 1/31/16

Points

28, at Charlotte, 12/21/16

2016-17 Highlights:

- Award the team's Wildcat Award as well as the Captain's Award with Kayla Seymour.
- Named to the A-10 Commissioner's Honor Roll for the Spring semester.
- Had another strong year in third season with averages of 13.7 points and a team-best 7.4 rebounds per game.
- Became the 19th Wildcat to reach 1,000 points, Jan. 7, at Duquesne with a double-double in 18 points and 11 rebounds.
- Tallied six double-doubles on the season, pushing career total to 19.
- The forward hit the double-digit mark in points 19 times overall and has 64 for three-year career so far.
- Of those 19, five of them were 20-point outings, including a career-high 28 points on a personal-best 12-for-20 shooting and pulling down

a season-best 14 rebounds to go with a block and three steals in 40 minutes of action at Charlotte, Dec. 21.

- In Davidson's season opener at No. 22 Michigan State, filled the box score with five points and team highs of seven rebounds, three blocks and three steals, with the three steals giving her 100 for her career.
- Reached double digits for first time with a 13-point outing at Western Michigan.
- Named to the Cancan Challenge's All-Riviera Division Team after averaging 15.5 points and five rebounds a game against Toledo and Idaho State. Scored a season best 16 points against ISU, hit 6-of-16 field goals to go with a 4-for-4 showing at the charity stripe while pocketing three steals.
- Reached the double-digit mark with 14 points and added eight rebounds (season-high five on offense) to pace the team in both categories vs. UNCW, Nov. 30.
- Had first double-double of the season with 12 points and 10 rebounds, while matching season-best with three blocks at ETSU, Dec. 3.
- Recorded sixth straight double-figure scoring game with a season-high 19 points on a season-best 9-of-17 shooting while adding six rebounds, four assists, three steals and a block.
- Reached the 20-point mark for the first time with a career-high tying 25 points, canning a personal-best 11 field goals, to go with eight rebounds (reached 500-mark) in a season-best 38 minutes during Davidson's 71-61 win at home vs. Furman, Dec. 18.
- Recorded second double-double with impressive outing at Charlotte, Dec. 21, dropping in a career-high 28 points, on a personal-best 12-for-20 shooting and pulling down a season-best 14 rebounds to go with a block and three steals in 40 minutes of action.
- Earned second straight double-double at home vs. Mercer with a 12-point, 13-rebound (season-high 11 on defense) effort.
- Drained 10-of-15 shots on way to third 20-point outing of the season with a team-high 23 points to go with six rebounds in Davidson's A-10 opener vs. Saint Louis, Dec. 31.
- Had a 19-point effort at Fordham, Jan. 4, hitting 8-of-17 shots for 11th straight double-digit scoring game and added seven rebounds.
- Picked up fifth double-double of the year, 18th of career, with a 14-point, 13-rebound effort at home against UMass, while adding a pair of assists and blocks.
- Had second straight double-double, sixth of the season, leading the Wildcats with 21 points and 10 rebounds to go with a season-high three steals at George Washington, Jan. 15.
- Scored in double figures for the 15th straight game with a 14-point outing and pocketed a career-best six steals in helping guide Davidson to its first A-10 win, Jan. 18.
- Reached the 20-point mark for the fifth time with 22 points and set a new personal-best with nine steals, two off the school record, at home vs. La Salle.
- Saw personal-best 16-game double-figure scoring streak end with a nine-point outing, but did add six rebounds to reach the 600 mark for career, two blocks and three steals at St. Bonaventure, Jan. 25.
- Had a solid-around game in a win at UMass, Feb. 4, scoring eight points, pulling in 10 rebounds, dishing out four assists, blocking two shots and pocketing a pair of steals.
- Capped off junior season with team bests of 15 points and eight rebounds at Fordham in the first round of the A-10 Championship.

Latt file

Hometown: Richland, Mich.

High school: Richland Gull Lake

Major: Center Interdisciplinary Studies

Birthdate: Feb. 5, 1996

Birthplace: Aurora, Ill.

2015-16 Highlights:

- Given the team's Most Valuable Player award after outstanding sophomore season, leading the team with a 14.2 points per game average.
- Started all 30 games and averaged nearly 35 minutes of action per game.
- Second on team in rebounding, 6.4 per game, and field goal percentage at .461, good for 10th-best in the Atlantic 10.
- 184 made field goals (5th) and 399 attempts (10th) both ranked in the Wildcats' top-10 singles season record book.
- Recorded a team-high 25 double-figure scoring games (45 for career), including four 20-point outings. Also tallied a pair of double-doubles to push career total to 13.
- Started sophomore campaign with a 12-point, eight-rebound (seven on defense) effort in 37 minutes during Davidson's 69-51 win at Furman.
- Nailed 7-of-11 shots on way to a team-high 16 points to go with a season-high nine rebounds at Wake Forest.
- In a career-best 47 minutes of action at High Point, finished with 14 points, nine rebounds and four steals.
- Matched season-high with nine rebounds in a win vs. Bowling Green at the UNCW Hampton Inn Thanksgiving Tournament.
- Dropped in 23 points on 7-of-12 shooting and a personal-best 9-for-10 showing at the charity stripe at Radford, Dec. 2.
- Hit nine field goals on way to 19 points in Davidson's win vs. Western Carolina for the 'Cats' home opener.
- Recorded nine points and eight rebounds (seven on defense) at home vs. No. 25/23 Michigan State.
- Paced the team with 18 points on 8-of-11 shooting and two free throws to go with six boards in a 63-51 win vs. South Carolina State, Dec. 12.
- Filled the stat sheet with 20 points on 9-of-16 shooting and hauled in five rebounds to go with three assists and a block vs. ETSU.
- Paced five Wildcats in double-figures with a career-high 25 points on a personal-best 10-of-12 shooting to go with a three-pointer and four free throws vs. Charlotte, Dec. 20.
- Picked up 14 points and a team-high seven rebounds along with two steals at James Madison.
- Had a 14-point, 9-rebound (season-high five on offense) effort in the Wildcats' A-10 win at La Salle, Jan. 6.
- Led Davidson with 13 points and nine rebounds at home vs. St. Bonaventure.
- Dropped in game-high tying 18 points to go with six rebounds and three assists in a win at VCU, Jan. 17.
- Filled the box score with an impressive game vs. Fordham at home, Jan. 20, going off for 19 points to go with a season-high tying nine rebounds, three assists and three steals.
- Hit 8-of-16 shots and added two free throws for 18 points, in addition to five rebounds, three assists and three steals at Rhode Island.

- Swished home 7-of-12 field goals on way to 15 points, six rebounds, three assists and a season-high tying four steals at home vs. George Washington, Jan. 27.
- Picked up first double-double of season at Dayton with a 13-point, 10-rebound effort, while adding a season-high tying four assists and career-bes four blocks.
- Had monster game in a win vs. George Mason, scoring 18 points and hauling in a career-best 19 rebounds (season-high seven on offense) to go over 400 for career.
- Reached the 20-point mark to go with nine rebounds in leading Davidson to a win at Richmond, Feb. 10.
- Had 12-game double-figure scoring streak come to an end in Davidson's regular season finale at home vs. VCU, scoring seven points to go with three assists and three steals.

2014-15 Highlights:

- One of the top freshmen in the Atlantic 10 in first year, earning one of five spots on the A-10 All-Freshman Team, while twice being named the league's rookie of the week during the season.
- Given the team's Most Outstanding Player Award.
- Recorded 11 doubles-doubles, seven of them against A-10 foes. It was the fifth-most in program history since 1992-93.
- Reached the double-figure mark in points 19 times and had 13 total games of double-digit rebounds.
- Second on the team in scoring at 11.6 points and had a team-best 8.2 rebounding average.
- Ranked third in rebounding in the A-10, while also ranking fifth in defensive rebounds per game (5.7).
- 246 rebounds was tied for seventh-most in a Wildcat single season.
- Paced the team in field goal shooting (.463) and steals with 51.
- Started college career off with a bang, recording a double-double on 11 points and 12 rebounds, while dishing out a team-high five assists to go with two blocks and a two steals at Furman, Nov. 14.
- Registered an excellent home debut in Davidson's home opener, Nov. 17, against Southern California, scoring 16 points.
- Recorded a solid game at Gardner-Webb, picking up second double-double of the year with season highs of 21 points on 10-of-14 shooting, 15 rebounds and three blocks, while dishing out five assists. The freshman was clutch in the final minute hitting the tying and game-winner buckets to give the 'Cats the victory.
- Registered second double-double in a row with 14 points and 10 rebounds (season-high six on offense) in a 67-62 home win vs. Mount St. Mary's.
- Had a season-high six assists in Davidson's win vs. High Point.
- Recorded fourth double-double of the year at Winthrop, Dec. 13, getting 10 points to go with 11 rebounds, while pocketing a season-high five steals.
- Had a strong game at N.C. State, Dec. 19, scor-

- ing 10 of 16 points in the second half, finishing 8-for-14 from the floor and pulled in eight rebounds to go with two steals, two assists and a block.
- Named to the all-tournament team after combining for 15 points, 10 rebounds, three assists, one block and two steals against Virginia and Miami (Ohio) at the UVa. Cavalier Holiday Classic.
- Had an impressive Atlantic 10 debut vs. La Salle, Jan. 4, recording fifth double-double of the season with 16 points and 14 rebounds (11 on defense) in 29 minutes of action.
- Tallied sixth double-double of the season at home vs. Rhode Island, scoring a team-high 18 points on 9-of-18 shooting and pulling in a game-best 12 rebounds in 34 minutes.
- Recorded eighth double-digit rebounding game vs. Richmond, pulling in a game-high 12.
- Broke out of a scoring slump by dropping in a team-high 16 points and pulled in 13 rebounds, including a season-high 12 on defense, for seventh double-double of the year at home against Fordham.
- Tallied second consecutive double-double and eighth of the year, with 16 points and 11 rebounds (14 and six in the second half), at home vs. Saint Joseph's.
- Registered ninth double-double of the season, and third in the past four games, with a 16-point, 13-rebound effort at George Mason, getting a season-high eight rebounds on offense, while adding three steals all in a season-high 39 minutes.
- Filled the box score with 16 points, 10 in the second half, at home against Saint Louis.
- Recorded 10th double-double of the year at UMass, Feb. 18, with 11 points and 10 rebounds to go with two blocks and two assists.
- Registered second straight double-double, and 11th of the year, with a 17-point, 13-rebound effort at St. Bonaventure.
- Drained 8-of-14 shots on way to 18 points in the Wildcats' final home game vs. VCU.
- Capped off stellar freshman season with a 16-point, six-rebound effort in 36 minutes in the first round of the A-10 Tournament vs. La Salle

High school n otes:

- Played at both Sussex Hamilton (Wis.) and Richland Gull Lake (Mich.) during prep career.
- A 6-1 forward who finished her high school career at Richland Gull Lake in Kalamazoo, Mich., after playing her first three seasons at Sussex (Wis.) Hamilton, picked up a number of awards as a senior.
- Led Gull Lake to a 20-win campaign by wrapping up her senior prep career averaging a double-double on the strength of 16.9 points and 11.6 rebounds a contest to go with an average of 3.2 steals a game.
- Took home the SMAC East First Team All-Division award and was named to the Battle Creek Enquirer All-Area First Team. In addition, the forward was honored with a Kalamazoo Gazette All-Area Dream Team (first team), an Associated Press Special Mention and a BCAM (Basketball Coaches Association of Michigan) First Team All-State Class A.

- The incoming forward was also picked to the Detroit Free Press Dream Team as one of the top-five girls in the state.
- Left Sussex as the all-time scoring leader with 1,135 points after just three years.
- As a junior, was named a unanimous Division I first-team All-State choice by the Wisconsin Basketball Coaches Association after averaging 19.2 points, 6.2 rebounds and three steals a game.

Career Stats

Year	GP-GS	Min	Avg	FG- A	FG%	3G- A	3G%	FT- A	FT%	Off-Def	Reb	Avg	PF- D	Ast	TO	B	S	Pts	Avg
2014-15	30-30	939	31.3	157-339	.463	3-10	.300	30-55	.545	74-172	246	8.2	79-2	69	79	26	51	347	11.6
2015-16	30-30	1,044	34.8	184-399	.461	7-21	.333	52-73	.712	56-137	193	6.4	75-0	57	80	25	46	427	14.2
2016-17	27-27	889	32.9	156-365	.427	4-10	.400	53-74	.716	53-146	199	7.4	68-1	42	63	27	48	369	13.7
Totals	87-87	2,872	33.0	497-1,103	.451	14-41	.341	135-202	.668	183-455	638	7.3	222-3	168	222	78	145	1,143	13.1



#21 Chloe Johnson
G • 5-7 • Sr.
Laveen, Ariz.
St. Mary's

Career highs (at dav.)

Minutes

35, vs. UCF, 11/16/16

Field Goals

7, vs. La Salle, 1/21/17

Field Goal Attempts

17, vs. Idaho St., 11/25/16

Three-Point Field Goals

3, vs. Idaho St., 11/25/16

Three-Point Field Goal Attempts

5, last time at Fordham, 1/4/17

Free Throws

5, vs. High Point, 12/7/16

Free Throw Attempts

6, vs. High Point, 12/7/16

Offensive Rebounds

1, last time vs. Rich., 1/28/17

Defensive Rebounds

6, last time vs. La Salle, 1/21/17

Rebounds

7, vs. La Salle, 1/21/17

Assists

10, vs. Rhode Island, 2/11/17

Steals

3, at No. 22 Mich. St., 11/11/16

Blocks

2, last time vs. Rich., 1/28/17

Points

16, vs. La Salle, 1/21/17

2016-17 Highlights:

- In the first season with Davidson, played in 28 of the 29 games and earned 19 starts.
- Paced the team with a career-high 110 assists, while averaging a personal-best 7.6 points per game.
- Reached the double-digit mark in points nine times.
- Hit a team-best 77.1 percentage from the free-throw line and tied for second on the

team with 15 three-pointers.

- Seventh in the A-10 in assists (3.9 apg).
- Netted nine points on 3-of-4 shooting, including draining a pair of triples, in 19 minutes at Western Michigan, Nov. 13.
- Dropped in 11 points in Davidson's home opener vs. UCF.
- Registered season highs of 13 points, five made field goals, 3-of-5 shooting from the charity stripe, four rebounds and four assists in 32 minutes against Idaho State in Davidson's last game at the Cancun Challenge.
- Dropped in a season-high 14 points on 4-of-5 shooting and a season-best 5-for-6 from the charity stripe to go with six assists and three rebounds in the 'Cats' win at home vs. High Point, Dec. 7.
- Dished out a career-high nine assists in a win vs. Furman.
- Filled the stat-sheet with four points, a season-high six rebounds and seven assists at home vs. Mercer.
- Reached the double-digit mark for the fourth time with a 12-point outing and dished out a team-best six assists in the Wildcats' A-10 opener vs. Saint Louis, Dec. 31.
- Hit the double-figure mark in points for the fifth time by tying a career-best with 14 points on 6-of-12 shooting, including a couple of threes, to go with eight assists at Fordham, Jan. 4. Hit 100th career field goal in the game.
- Fill box score with six points, six assists and a personal-best two blocks at Duquesne, Jan. 7.
- Hit the go-ahead layup with 26 seconds left and had nine points in leading Davidson a 58-54 Atlantic 10 win at home vs. George Mason, Jan. 18.
- Scored a career-high 16 points and pulled in a personal-best seven rebounds at home vs. La Salle.
- Helped Davidson to a season-high 25 assists by dishing out a personal-best 10 during the 'Cats' win at home vs. Rhode Island, Feb. 11.
- Reached the double figure mark with 10 points and dished out five assists in a 52-51 home finale win vs. Fordham.
- Reached the double-digit mark with 13 points on 5-of-9 shooting and added four assists in first round game at Fordham in the A-10 Championship.

2015-16 Highlights:

- Sat out the 2015-16 season after transferring from San Diego State, where played as a freshman and sophomore.

2014-15 Highlights:

- Started a career-high 23 of 30 games played as a sophomore.
- Averaged nearly 18 minutes a game,

Johnson file

Hometown: Laveen, Ariz.

High school: St. Mary's

Major: Sociology

Birthdate: NA

Birthplace: NA

pouring in three points and pulling down two rebounds.

- Dished out 39 assists and pocketed 22 steals.
- Scored a season-high 13 points on 5-of-6 shooting in 27 minutes against Cal State Northridge.
- Followed with an 11-point, four-rebound game at UC Riverside in the next contest.
- Handed out a season-best five assists to go with seven points in a 57-54 win against Wyoming.
- Five times tallied four or more rebounds in a game, including a season-best six during a win against Boise St.
- Earned a spot on the MW all-academic team.

2013-14 Highlights:

- Received Mountain West preseason freshman of the year honors.
- Was one of just three Aztecs to play in all 30 games.
- Cracked the starting lineup in 14 contests, including 10 straight to end the year.
- Dished out a season-high seven assists in a victory over Air Force in the first round of the MW Championship.
- Also finished with six helpers in SDSU's thrilling triumph over UNLV in the regular-season home finale.
- Scored a season-high 13 points at Utah State, highlighted by a 3-for-5 effort from three-point range.
- Came up with three steals vs. Wyoming.
- Pulled down four rebounds on three different occasions: vs. UC Riverside, at Fresno State and at Air Force -- all Aztec wins.
- Posted her first collegiate block vs. San José State at home.
- Earned a spot on the MW all-academic team.

High school notes:

- Won three varsity letters at St. Mary's High School, which posted an 87-3 record over a three-year run, winning three straight Arizona Division I state championships.
- Knights were also ranked No. 1 nationally in 2011-12 and ended the 2012-13 season with a No. 9 national ranking by MaxPreps.com.
- Earned Division I first-team all-state honors and was a first-team all-conference

Career Stats

Year	GP-GS	Min	Avg	FG- A	FG%	3G- A	3G%	FT- A	FT%	Off-Def	Reb	Avg	PF- D	Ast	TO	B	S	Pts	Avg
13-14 SDSU	30-14	NA	NA	23- 66	.348	7- 26	.269	8- 14	.571	10- 34	44	1.5	NA- 0	50	NA	1	16	61	2.0
14-15 SDSU	30-23	NA	NA	34- 83	.410	4- 14	.286	17- 27	.630	20- 36	56	1.9	NA- 0	39	NA	4	22	89	3.0
2015-16	sat out-transferred from San Diego State																		
2016-17	28-19	725	25.9	86-222	.387	15- 48	.313	27- 35	.771	10- 61	71	2.5	79- 4	110	102	6	22	214	7.6
Totals	88-56	725	25.9	138-371	.372	26- 88	.295	52- 76	.684	40- 131	171	1.9	79- 4	199	102	11	60	364	4.1



#2 Saadia Timpton
G • 5-9 • Sr.
Charlotte, N.C.
Myers Park

Career highs

Minutes

37, vs. La Salle, 1/21/17

Field Goals

5, at Virginia, 12/28/14

Field Goal attempts

10, last time at NCS, 12/19/14

Three-Point Field Goals

Three-Point Field Goal attempts
1, last time at Rutgers, 11/30/14

Free throws

5, vs. High Point, 11/25/14

Free throw attempts

7, vs. High Point, 11/25/14

Offensive rebounds

5, vs. James Madison, 12/7/14

Defensive rebounds

6, vs. UMass, 1/12/17

Rebounds

8, vs. High Point, 11/25/14

Assists

5, at George Mason, 2/8/15

Steals

3, last time at VCU, 2/21/17

Blocks

1, last time at Fordham, 3/1/15

Points

10, last time vs. at UVa, 12/28/14

2016-17 Highlights:

- Played in 28 of Davidson's 29 games as a junior, earning 14 starts.
- Tied for top honors with a career-high 53 offensive rebounds and ended with a personal-best 118 total rebounds overall.
- Scored eight points, hitting 4-of-6 from the free-throw line, and pulled in four offensive rebounds (eight total) in Davidson's home opener vs. UCF.

- Scored 200th point in a win at home vs. Furman, Dec. 18.
- Pulled in a team-high tying seven rebounds, four on offense, at Fordham to start the new calendar year.
- In a career-high 37 minutes, tied season best with eight points and added three rebounds and three assists vs. La Salle, Jan. 21.

- Recorded eight points, six rebounds, two assists and a season-high three steals at St. Bonaventure.
- Had a nice all-around game at George Mason, Feb. 8, with five points, seven rebounds, three assists and three steals.
- Hit the game-winning layup with 14.6 seconds to lead Davidson to a 52-51 victory in the home finale vs. Fordham, Feb. 14.
- Filled box score with three points, three steals, three assists and five rebounds, three on offense, in Davidson's regular season finale at VCU.

2015-16 Highlights:

- Saw action in 27 of Davidson's 30 games, starting nine games including seven straight at one time during season.
- Picked up four points and three rebounds in 17 minutes during Davidson's 77-50 win at UNC Wilmington.
- Earned first start of the season in Davidson's home opener vs. Western Carolina, hitting a season-high 3-of-4 free throws in the win.
- In fourth straight start, put in three points and had a season-best four rebounds during the Wildcats' win at VCU, Jan. 17.
- Played season-high 28 minutes in home win vs. Fordham, hitting 2-of-3 field goals for four points and pulling in four rebounds to go with a season-high three dimes.
- Matched season high with three assists and added three points, two rebounds and two steals vs. George Washington, Jan. 27.
- Was perfect on the day at home vs. UMass, Feb. 21, hitting a pair of field goals and two free throws for a season-high six points to go with three rebounds.

2014-15 Highlights:

- Played in all 30 games during freshman season, starting 22 of those contests including the final 20 games of the season.
- Reached the double-figure mark in points three times, including first two collegiate games.
- Finished fourth on the team with 106 rebounds.
- Named Atlantic 10 Rookie of the Week, Dec. 29 after scoring 10 points in a win at Virginia.
- Had a solid debut off the bench in first

Timpton file

Hometown: Charlotte, N.C.

High school: Myers Park

Major: Sociology

Birthdate: July 31, 1996

Birthplace: New Orleans, La.

collegiate game at Furman, scoring 10 points on 4-of-8 shooting and 2-for-2 showing at the charity stripe in 17 minutes.

- Filled the stat-sheet vs. Southern California in Davidson's home opener with second straight 10-point outing on 3-of-4 shooting from the floor and 4-for-6 at line, while dishing out a team-best four assists and earning first two career steals.
- In 24 minutes during a win vs. High Point at home, recorded nine points and hauled in a season-best eight rebounds, while swatting away first career block, one of 12 on the day for Davidson.
- Scored eight points at No. 21/24 Rutgers.
- Earned first career start at home vs. James Madison, finishing with seven rebounds, including a season-high five on the offensive end.
- Filled the box score at N.C. State with eight points, five rebounds and three assists in a season-high 26 minutes in second career start.
- Helped Davidson to a big win at Virginia by reaching the 10-point mark for the third time on the season, hitting a season-best five field goals on seven attempts.
- Played a season-high 33 minutes vs. Miami (Ohio) at the Cavalier Holiday Classic
- Pocketed a season-high three steals at VCU, Jan. 15.
- Contributed six points, five rebounds and season-high five assists at George Mason.

High school notes:

- A local product from Myers Park.
- Helped lead the Mustangs to the North Carolina 4A State Championship Title with a 61-46 victory over Southeast Raleigh.
- The Mustangs went 30-1 during final year, finishing No. 1 in the state and were ranked 13th nationally in the USA Today national girls basketball poll.
- Named Southwestern 4A All-Conference for fourth straight year as senior prepster.
- Earned the Delta Sigma Theta Youth Excellence Award in 2010, was a Rho Psi Omega Chapter of Alpha Kappa Alpha Sorority, Inc. Miss Debutante Runner-Up in 2013.

Career Stats

Year	GP-GS	Min	Avg	FG-A	FG%	3G-A	3G%	FT-A	FT%	Off-Def	Reb	Avg	PF-D	Ast	TO	B	S	Pts	Avg
2014-15	30-22	629	21.0	48-164	.293	0-3	.000	27-48	.563	48-58	106	3.5	66-0	53	59	2	22	123	4.1
2015-16	27-9	345	12.8	17-48	.354	0-0	.000	13-21	.619	19-22	41	1.5	33-0	25	27	0	11	47	1.7
2016-17	28-14	644	23.0	27-92	.293	0-0	.000	22-42	.524	53-65	118	4.2	66-1	39	41	0	25	76	2.7
Totals	85-45	1,618	19.0	92-304	.303	0-3	.000	62-111	.559	120-145	265	3.1	165-1	117	127	2	58	246	2.9



#5 Justine Lyon
G • 5-9 • Jr.
Durham, N.C.
Hillside

Career highs

Minutes

40, last time at UMass, 2/4/17

Field Goals

12, vs. Rhode Island, 2/11/17

Field Goal attempts

23, vs. Rhode Island, 2/11/17

Three-Point Field Goals

4, at Charlotte, 12/21/16

Three-Point Field Goal attempts

7, at UMass, 2/4/17

Free throws

9, at UMass, 2/4/17

Free throw attempts

12, at UMass, 2/4/17

Offensive rebounds

7, vs. La Salle, 1/21/17

Defensive rebounds

6, last time at Duquesne, 1/7/17

Rebounds

12, vs. La Salle, 1/21/17

Assists

6, vs. UMass, 1/12/17

Steals

5, last time vs. Richmond, 1/28/17

Blocks

3, vs. Furman, 12/18/16

Points

34, at UMass, 2/4/17

2016-17 Highlights:

- Recorded outstanding sophomore season, capping it off by being named the Atlantic 10 Most Improved Player.
- Named A-10 Co-Player of the Week, Feb. 6, earning the first weekly honor by a Davidson women's basketball player since joining the league. Averaging 28 points and 4.5 rebounds a game, while shooting a solid 54.3 percent. Canned 5-of-13 three-balls and went 13-for-20 at the charity stripe, while adding three assists, two blocks and four steals for the week.
- Given the team's MVP award.
- Paced the team with a 15.7 points per game average, which was an increase of 10 points per game from her freshman season.

son.

- Even better in A-10 games, averaging 19.5, as both her season average and league average ranked third overall in the conference.

- The sophomore averaged just under five rebounds a game, dished out 44 assists (third-best on team) and tied Mackenzie Latt for team high honors with 48 steals.

- Scored in double figures a personal-best 20 of Davidson's 29 games and reached the 20-point mark a career-high nine times.

- The second-year guard reached 30 points twice, including a career-high 34-point outing at UMass, Feb. 4.

- The sophomore turned it up the final 10 games of the season, averaging 21.1 points and shooting 46.7 percent.

- Recorded six 20-point games during the stretch and paced the Wildcats in scoring in nine of those 10 games.

- Finished with 456 points on the season to place ninth in Davidson's single-season record book.

- Hit 175 field goals, which ranked seventh and the 126 free throw attempts were fourth-most in a single season.

- Had a solid two-game showing at the Cancun Challenge vs. Toledo and Idaho State, finishing 6-for-11 from the floor and scoring 14 points, including matching season high with eight points against ISU.

- Reached the double-figure mark for the third time with 12 points and hauled in seven rebounds, while setting a personal best with three blocks during Davidson's 71-61 win at home vs. Furman, Dec. 18.

- Had a breakout game at Charlotte, Dec. 21, scoring a career-high 30 points on personal bests of 11-for-18 from the floor and 4-of-5 from behind the arc, while adding four boards and three steals.

- Registered first career 20-point outing with a team-high 22 points on 8-of-13 shooting with a 5-for-7 showing at the free-throw line to go with five rebounds, three steals and three assists vs. Mercer.

- Filled the box score with 18 points on 7-of-14 shooting and hauled in a team-high tying six rebounds in Davidson's A-10 opener at home vs. Saint Louis, Dec. 31.

- Hit 20-point mark for second time in three games with a 22-point outing on 8-of-16 shooting and 6-for-8 showing at the charity stripe against Fordham.

- In 37 minutes vs. UMass, Jan. 12, scored a team-high 19 points while pulling in seven rebounds, dishing out a career-high six assists and pocketing a season-best four steals.

- Reached double figures in points for eighth straight game with 14 points at George Washington, Jan. 15.

- Reached 20-point mark for the third time with a 22-point outing in leading Davidson to its first A-10 win, a 58-54 decision over George Mason at home, Jan. 18.

- Recorded 20-point mark for the fourth

lyon file

Hometown: Durham, N.C.

High school: Hillside

Major: Center for Interdisciplinary Studies

Birthdate: March 25, 1997

Birthplace: Durham, N.C.

Parents: John and Desiree Lyon

Siblings: John, Kristen and Samuel

time with a team-best 20 points at home vs. Richmond, tying a personal best with five steals.

- Had second straight 20-point game with 22 points on 8-of-15 shots at home vs. Dayton, Feb. 1.

- Led Davidson to a win at UMass with a career game, scoring 34 points on 11-of-20 shooting and a career-high 9-of-12 from charity stripe. Scored 20 of those 34 in the first two quarters and netted eight of the 'Cats' final 10 points to help seal up the win.

- Hit the 20-point mark for sixth time with a game-high 26 points on a career-high 12-of-23 shooting during Davidson's win at home vs. Rhode Island, Feb. 11.

- Led the 'Cats to home finale win vs. Fordham with 22 points, getting 18 of those in the third and fourth quarters combined including nine straight to help Davidson erase a nine-point deficit and capture a 52-51 win.

- Reached the 20-point mark for the third straight game with 23 points at Saint Joseph's, Feb. 18.

- Capped regular season with fourth straight 20-point game on a game-high 25 points, shooting 9-of-15 from the floor and 6-for-8 at the charity stripe at VCU.

2015-16 Highlights:

- Played in all 30 games as a freshman, starting 14 of those contests.

- Finished fourth on team in scoring and rebounding at 5.7 points and 3.7 per game.

- Pocketed 29 steals, good for third on the team.

- Third on the team in free throws, going 45-for-67 on the season.

- Had a nice Wildcat debut at Furman, earning a start and scoring seven points, pulling in four rebounds and dishing out two assists during an 18-point win.

- Filled the box score with seven points, a season-high nine rebounds, three assists and first two career steals at Wake Forest.

- Picked up first collegiate block in the closing seconds of a double-overtime win at High Point, stopping the Panthers from tying the game with 1.1 second left.

- Dropped in nine points during the Wildcats' 60-56 in vs. Bowling Green at the UNCW Hampton Inn Thanksgiving Tournament.

- Swished home all four free throws and finished with eight points and four rebounds at Radford.

- Reached the double-figure mark in

points for first time in career with a 10-point outing vs. Western Carolina, while pulling in seven rebounds, four on offense, in the win.

- Netted 12 points on 5-of-10 shooting with a pair of free throws at home vs. No. 25/23 Michigan State.

- Reached the double-figure mark with 11 points and had eight rebounds (season-best five on offense) to go with three assists against Charlotte.

- Drained all five field goals and added three free throws in four attempts for a season-high 13 points vs. Saint Louis.

- Pocketed a season-high five steals and scored eight points at home vs. St. Bonaventure, Jan. 13.

- Hit 4-of-7 shots on way to nine points to go with four rebounds and a season-high tying three assists at Rhode Island.

- Hit a buzzer-beating three-pointer before halftime at Dayton and went on to score nine points and pull in four rebounds.

- Reached double figures for fifth time with a 12-point outing at home vs. Duquesne, swishing home a season-best five free throws in five attempts.

- Recorded first career two-block game at Richmond, Feb. 10.

- In final regular season game, dished out a season-high five assists vs. VCU, Feb. 27.

High school notes:

- Finished prep career averaging 17 points a game and 8 rebounds as a senior, while scoring 1,452 total points to go with over 1,000 rebounds during four-year career.

- Named conference player of the year during prep career.

- Led Hillside to a 21-4 record in 2014-15 and a spot into the third round of the NCHSAA Playoffs.

- Picked to play in the 18th annual Carolinas All-Star Basketball Classic in senior prep season.

- Earned all-conference honors as a sophomore up to senior year.

- As a junior prepster in 2013-14, averaged a double-double on 17 points and 10 rebounds per game.

- Hillside had a 25-4 record and a spot in the NCHSAA 4A Eastern Regional Finals in 2013-14.

Career Stats

Year	GP-GS	Min	Avg	FG- A	FG%	3G- A	3G%	FT- A	FT%	Off-Def	Reb	Avg	PF- D	Ast	TO	B	S	Pts	Avg
2015-16	30-14	636	21.2	59-169	.349	7-24	.292	45-67	.672	49-61	110	3.7	59-0	36	53	8	29	170	5.7
2016-17	29-27	919	31.7	75-396	.442	21-72	.292	85-126	.675	51-90	141	4.9	66-1	44	70	11	48	456	15.7
Totals	59-41	1,555	26.4	234-565	.414	28-96	.292	130-193	.674	100-151	251	4.3	125-1	80	123	19	75	626	10.6



#11 Kyla Roland

F • 6-2 • Jr.

Farmington Hills, Mich.
Farmington Harrison

Career highs

Minutes

26, last time vs. Fordham, 2/14/17

Field Goals

5, at Fordham, 1/4/17

Field Goal attempts

8, vs. Dayton, 2/1/17

Three-Point Field Goals

Three-Point Field Goal attempts

Free throws

4, last time vs. URI, 2/11/17

Free throw attempts

6, last time vs. URI, 2/11/17

Offensive rebounds

5, last time at UMass, 2/4/17

Defensive rebounds

11, at George Mason, 2/8/17

Rebounds

14, at George Mason, 2/8/17

Assists

1, last time at G-Mason, 2/8/17

Steals

2, last time at UMass, 2/4/17

Blocks

2, last time at SJU, 2/24/16

Points

10, last time at Fordham, 1/4/17

2016-17 Highlights:

- Played in 27 of Davidson's 29 games as a sophomore.
- Filled the box score with six points and five rebounds at Western Michigan off the bench.
- Recorded first block of the season vs. Toledo at the Cancun Challenge.
- Set personal bests at Fordham, Jan. 4, with a 5-for-5 shooting performance for a

career-high tying 10 points in 21 minutes, while pocketing a career-best tying two steals.

- In 16 minutes of action vs. UMass at home, Jan. 12, scored six points and hauled in a season-best seven rebounds, five of which came on offense for a new personal best, while blocking a shot.
- Netted seven points vs. Dayton, Feb. 1.
- In 23 minutes at UMass, filled the box score with eight points and a career-high tying eight rebounds (career-high five on offense), while swishing home a career high 4-for-6 at the free-throw line and added two steals, also tying a career high with two steals.
- Hit 4-of-7 shots for another eight-point outing and pulled in a career-high 14 rebounds, 11 on defense, all in a career-best 26 minutes off the bench at George Mason, Feb. 8.
- Produced six points, including 100th of career, in eight minutes off the bench vs. Rhode Island, Feb. 11, tying career-high with 4-of-6 showing at the charity stripe.

2015-16 Highlights:

- Played in 21 of the Wildcats' 30 games during debut season.
- Averaged nearly seven minutes off the bench.
- Pulled in first career rebound in debut game at Furman.
- Scored first collegiate point on a free throw at Wake Forest.
- Registered four points and a season-best five rebounds during the Wildcats' win at UNC Wilmington.
- Pulled in three rebounds in six minutes at James Madison, Dec. 30.
- Hit season-best two free throws to go with a block and steals at home vs. Saint Louis, Jan. 10.
- In a season-best 21 minutes at Dayton, pulled down a season-high eight rebounds (four on offense), picked up a block and steal to go with a season-high tying four points.
- Had a very productive game at home vs. Duquesne, with season highs of 10 points, four field goals and a pair of free throws to go with two blocks in just eight minutes of action.
- Matched season high with two blocks at Saint Joseph's, Feb. 24.
- Ended freshman season with three points, four rebounds and a season-high two steals vs. Richmond at the A-10 Tournament.

High school notes:

- A four-year letterwinner at Farmington Harrison High School in Farmington Hills, Mich.

roland
file**Hometown:** Farmington Hills, Mich.**High school:** Farmington Harrison**Major:** Biology**Birthdate:** November 3, 1997**Birthplace:** Detroit, Mich.**Parents:** Jeffrey Roland and Leah Murray-Hoston**Siblings:** Jeffrey Roland Jr.

- Averaged 8.4 points and 6.7 rebounds a game as a senior in 2014-15.
- Finished career averaging 9.3 points and close to 8.0 rebounds a game to go with nearly two blocks a contest.
- Had the most blocks in school history with 130 as well as set the record for blocks per game.
- 2014-15 Free Press Honorable Mention Class A All-State Team.
- In 2013-14, Named OAA Red All-Conference.
- First-team all-area pick, while garnering AP All State Honorable Mention.
- Named to the Detroit Free Press and Oakland Press All-County Third Teams in 2013-14.
- As a sophomore in 2012-13, named all-conference OAA White.
- Was a third-team pick by the Oakland and Wayne County papers.
- A Detroit Free Press All-North Team Honorable Mention.
- Named to the all-defensive second team by the Oakland Press.
- Was recognized by Oakland Press as a member of the Oakland County Dream Team.
- Scholar Athlete from 2012-15.
- In track & field earned all-state honors in 2015 as well as being named to the all-academic team.
- Other academic honors included: Scholar Athlete, All-Academic Team, high graduating honors and four academic letters.

Career Stats

Year	GP-GS	Min	Avg	FG-A	FG%	3G-A	3G%	FT-A	FT%	Off-Def	Reb	Avg	PF-D	Ast	TO	B	S	Pts	Avg
2015-16	21- 0	142	6.8	14- 36	.389	0- 0	.000	7- 21	.333	11- 28	39	1.9	31- 2	3	15	11	8	35	1.7
2016-17	27- 0	292	10.8	26- 70	.371	0- 0	.000	23- 38	.605	23- 45	68	2.5	56- 3	7	29	8	10	75	2.8
Totals	48- 0	434	9.0	40- 106	.377	0- 0	.000	30- 59	.508	34- 73	107	2.2	87- 5	10	44	19	18	110	2.3



#0 Kianna Speight
G • 5-8 • Jr.
Bradenton, Fla.
Conway (Ark.)

Career highs

Minutes

33, last time vs. HPU, 12/7/16

Field Goals

7, vs. High Point, 12/7/16

Field Goal attempts

17, vs. Furman, 12/18/16

Three-Point Field Goals

5, vs. Furman, 12/18/16

Three-Point Field Goal attempts

13, vs. Furman, 12/18/16

Free throws

3, vs. Furman, 12/18/16

Free throw attempts

4, vs. Furman, 12/18/16

Offensive rebounds

3, vs. Furman, 12/18/16

Defensive rebounds

4, vs. Furman, 12/18/16

Rebounds

7, vs. Furman, 12/18/16

Assists

3, at Western Michigan, 11/13/16

Steals

2, last time vs. Furman, 12/18/16

Blocks

1, at No. 22 Mich. St., 11/11/16

Points

20, last time vs. Furman, 12/18/16

2016-17 Highlights:

- Forced to miss final 22 games as a sophomore due to a season-ending injury.
- Named to the A-10 Commissioner's Honor Roll for the Fall and Spring semesters.
- In seven games played, averaged 10.4 points a game which was third-best on the team.
- Hit 15 triples to tie for second on the

team.

- Reached the double-digit mark three times to push career total to five and hit the 20-point mark twice.
- Paced the team with seven points and blocked first career shot in the Wildcats' season opener at No. 22 Michigan State, Nov. 11.

- Dropped in a career-high 16 points, including swishing home a personal-best four three-pointers and dished out a three assists (personal best) at Western Michigan.

- Helped Davidson to its first win of the season with a career-high 20 points on a personal-best 7-of-14 shots, including four three-pointers, and added two steals to match career-high.

- Tallied second straight 20-point outing with an even 20, canning a career-high five triples, and set personal best with seven rebounds in a win vs. Furman, Dec. 18.

2015-16 Highlights:

- Saw action in 27 games as a freshman, averaging 3.4 points in nearly 11 minutes.
- Third on the team with 18 three-pointers.
- Scored first career points as a Wildcat at Furman, netting five points, including first-ever three-pointer during a 69-51 win.

- Came off the bench for six points and pocketed first career steal at Wake Forest.
- Reached the double-digit points mark for the first time with a 12-point outing on 5-of-10 shooting, including a pair of three-pointers, to go with a season-best three rebounds in helping Davidson to a win over Bowling Green.

- Picked up eight points off the bench in a home contest vs. No. 25/23 Michigan State.

- Came off the bench to score seven points on 3-of-5 shooting with a three-pointers and pulled in two offensive rebounds in 11 minutes at James Madison, Dec. 30.

- Matched season high with two three-pointers for six points at home vs. George Washington.

- Drilled a pair of three-pointers and dished out two assists at Richmond, Feb. 10.

- Swished home a season-high three shots from downtown on way to scoring a team-high 11 points at Saint Joseph's.

High school notes:

- Came to Davidson from Conway High School in Conway, Ark.
- Three-year letterwinner in basketball and also participated in cheerleading and softball.
- Averaged nearly 17 points to go with 3.0 assists, 2.0 steals and 4.0 rebounds.

speight file

Hometown: Bradenton, Fla.

High school: Conway

Major: Sociology

Birthdate: July 6, 1997

Birthplace: Ft. Morgan, Colo.

Parents: Todd and Vanessa Speight

Siblings: Jalen Jones and Taj Speight

- Scored close to 700 points in just two season, while shooting 56 percent from the floor, including 40 percent from behind the arc.

- Honored with Pulaski County's (Little Rock) Antony Hobbs Spirit Award as a senior.

- Helped lead Conway to the Arkansas 7A State Title game before the Lady Cats fell to rival Fayetteville. It was the second year in a row Conway advanced to the state championship game.

- Scored 17 points in the title game, the final prep contest of career.

- Named all-conference in 2014-15.

- Other career accolades included: All-USA Arkansas Girls Second Team, Sandra Meadows 2014 All-Tournament Team, Mike Conley AR vs. TN All-Star Game, 2015 State All-Tournament Team.

- Missed junior season due to an injury

- Averaged 18.3 points and 6.5 rebounds a game as a sophomore, while dishing out four assists a contest.

- Named all-conference and part of the Arkansas all-sophomore team in 2012-13.

- Conway won the 7A State Championship Title in 2012-13.

- Academic honors included: Highest Honor Graduate, four-year Honor Roll student, National Honors Society.

Career Stats

Year	GP-GS	Min	Avg	FG-A	FG%	3G-A	3G%	FT-A	FT%	Off-Def	Reb	Avg	PF-D	Ast	TO	B	S	Pts	Avg
2015-16	27- 0	287	10.6	34- 102	.333	18- 62	.290	6- 17	.353	10- 10	20	0.7	26- 0	15	38	0	6	92	3.4
2016-17	7- 7	192	27.4	26- 91	.286	15- 63	.238	6- 10	.600	7- 8	15	2.1	15- 0	9	13	1	9	73	10.4
Totals	34- 7	479	14.1	60- 193	.311	33- 125	.264	12- 27	.444	17- 18	35	1.0	41- 0	24	51	1	15	165	4.9



#3 Andrea Robinson
F • 6-1 • So.
Randallstown, Md.
McDonogh School

Career highs

Minutes

27, vs. Toledo, 11/24/16

Field Goals

3, last time at Saint Joe's, 2/18/17

Field Goal attempts

8, last time vs. Fordham, 2/14/17

Three-Point Field Goals

—

Three-Point Field Goal attempts

—

Free throws

6, at Duquense, 1/7/17

Free throw attempts

6, last time at Duquense, 1/7/17

Offensive rebounds

3, vs. Toledo, 11/24/16

Defensive rebounds

9, vs. Toledo, 11/24/16

Rebounds

12, vs. Toledo, 11/24/16

Assists

2, High Point, 12/7/16

Steals

3, last time at GW, 1/15/17

Blocks

1, last Fordham, 2/14/17

Points

10, at Duquesne, 1/7/17

2016-17 Highlights:

- As a freshman, played in all 29 games and started six of those contests.
- Reached double figures in points once and also tallied a double-digit rebound game.
- Had a nice collegiate debut at No. 22 Michigan State, tying for the team high honors with seven points on 3-of-4 shooting and adding a free throw.

- Scored eight points and pocketed first three steals of career to go with two rebounds at Western Michigan, Nov. 13.
- Earn first collegiate start against Toledo in first game of the Cancun Challenge and responded with a season high and team season-high 12 rebounds (nine on defense) to go with four points.
- Tallied first career block in home game vs. UNCW, Nov. 30.
- Hit the double-digit mark in points for first time in career with a 10-point outing at Duquense, Jan. 7, swishing home a personal-best 6-for-6 free throws.
- In a win at home vs. Rhode Island, scored five points to go with five rebounds in 13 minutes off the bench.
- Earned fourth start in home finale vs. Fordham, Feb. 14, scoring six points and pulling in six rebounds to go with a block in a 52-51 win.
- Hit season-high three field goals on way to eight points and pulled in a team-high eight rebounds at Saint Joseph's, Feb. 18.

High school notes:

- Helped McDonogh compile an impressive 79-14 overall record during first three years, while going 44-5 in conference.
- Team was conference champs in 2014 and 2015, while finishing runner-up in 2013.
- Ranked No. 1 in the Baltimore Sun Girls Basketball rankings during conference title runs.
- McDonogh also won the prestigious Bishop Walsh Girls Invitational Championship in 2014 and 2015.
- Individually, has scored 427 points and pulled in 415 rebounds entering senior prep season.
- Also has pocketed 127 steals, averaging over a steal a game.

ro Binson file

Hometown: Randallstown, Md.

High school: McDonogh

Major: Undeclared

Career Stats

Year	GP-GS	Min	Avg	FG-A	FG%	3G-A	3G%	FT-A	FT%	Off-Def	Reb	Avg	PF-D	Ast	TO	B	S	Pts	Avg
2016-17	29- 6	421	14.5	38- 105	.362	0- 1	.000	34- 65	.523	29- 49	78	2.7	78- 7	6	31	2	19	110	3.8
Totals	29- 6	421	14.5	38- 105	.362	0- 1	.000	34- 65	.523	29- 49	78	2.7	78- 7	6	31	2	19	110	3.8



#42 Ally Welling

F • 6-3 • Fr.

The Woodlands, Texas
Concordia Luthern

Career highs

Minutes

27, vs. Toledo, 11/24/16

Field Goals

3, last time at Saint Joe's, 2/18/17

Field Goal attempts

8, last time vs. Fordham, 2/14/17

Three-Point Field Goals

—

Three-Point Field Goal attempts

—

Free throws

6, at Duquesne, 1/7/17

Free throw attempts

6, last time at Duquesne, 1/7/17

Offensive rebounds

3, vs. Toledo, 11/24/16

Defensive rebounds

9, vs. Toledo, 11/24/16

Rebounds

12, vs. Toledo, 11/24/16

Assists

2, High Point, 12/7/16

Steals

3, last time at GW, 1/15/17

Blocks

1, last Fordham, 2/14/17

Points

10, at Duquesne, 1/7/17

2016-17 Highlights:

- As freshman saw action in 28 of Davidson's 29 games, starting four of those games.
- Finished with averages of 3.1 points and 3.2 rebounds per game.
- Reached double figures in points twice, hitting for a season-high 12 points in both games.
- Pocketed first collegiate steal in six minutes at Michigan State, Nov. 11.

utes at Michigan State, Nov. 11.

- Had two nice games at the Cancun Challenge vs. Toledo and Idaho State, scoring season bests of five points and hauling in eight rebounds vs. Toledo, while draining 3-of-4 free throws to go with first collegiate block against ISU.
- Had a breakout game vs. UNCW, Nov. 30, hitting season-high 5-of-9 shots on way to a season-best 12 points to go with five rebounds.
- In first collegiate start, scoring five points and hauled in seven rebounds to go with a steal at East Tennessee State, Dec. 3.
- Hauled in season-best three offensive rebounds on way to seven boards at Charlotte.
- Scored eight points off the bench at home vs. Mercer.
- Had first collegiate two-block game at Duquesne, Jan. 7.
- Provided four points and five rebounds off the bench in a win at home vs. George Mason, Jan. 18.
- Swished home a season-high 5-of-6 free throws on way to nine points off the bench in a home game vs. Dayton, Feb. 1.
- In a season-high 29 minutes at Saint Joseph's, hit a season-high 6-of-10 field goals to match season-best with 12 points and added five rebounds.

High school notes:

- A three-year starter at Concordia Lutheran, enters senior prep season nominated in the VYPE Poll: National Houston Recruits Preseason Elite
- Helped team capture district and regional champions titles in 2014-15
- Reached the semifinals in the state championships a year ago
- In 2014-15, was selected as the defensive MVP
- Named TAPPS 3-5A All-District First Team and TAPPS 5A All-State Second Team
- TAPPS Academic All-State and member of the National Honor Society in 2014-15
- Was Texas UIL 16-5A: Academic All-District in 2013-14
- Averaged just over five points and pulled in four rebounds a game as a junior prep-ster
- Also averaged two blocks a game
- As part of AAU Houston Premier Basketball Club this past summer, averaged a double-double, 13 points and 10 rebounds

Welling file

Hometown: The Woodlands, Texas
High school: Concordia Luthern
Major: Undeclared

Career Stats

Year	GP-GS	Min	Avg	FG-	A	FG%	3G-	A	3G%	FT-	A	FT%	Off-Def	Reb	Avg	PF- D	Ast	TO	B	S	Pts	Avg
2016-17	28- 4	343	12.3	32-	85	.376	0-	0	.000	22-	32	.688	29- 61	90	3.2	35- 0	12	29	8	6	86	3.1
Totals	28- 4	343	12.3	32-	85	.376	0-	0	.000	22-	32	.688	29- 61	90	3.2	35- 0	12	29	8	6	86	3.1



#2 Saeeda Abdul-Aziz
G • 5-11 • Fr.
Schenectady, N.Y.
Mohonasen

High school notes:

- Five-year basketball letterwinner and earned another three playing soccer.
- Team captain from 2014-17 on the basketball team.
- McDonald's All American Nominee.
- School all-time leading scorer 1,691 points.
- Section 2 Class A Suburban Council First Team All-Star.
- Schenectady Gazette First Team All-Area.
- Times Union First Team All-Area.
- NYSPHAA First Team All-State.
- Channel News 13 All-Star as a senior.
- Preseason Section 2 Class A & Suburban Council Player of the Year Nominee
- New York State Public High School Top-10 Senior
- Mohonasen Female Athlete of the Year
- Joined the 1,000-point club in 2015.
- Earned first-team honors by Suburban Council (2014-2017) and Gazette (2015-

a B d u l - a z i z
f i l e

Hometown: Schenectady, N.Y.
High school: Mohonasen
Major: Undeclared

- 2017).
- Given All-State Honorable Mention in 2015.
- Garnered All-State Third Team in 2016.
- Named News Channel 13 All-Star (2016), and Class A All-Star in 2013 and 2014.
- Earned Suburban Council Third Team (2013).
- Individually, has scored 427 points and pulled in 415 rebounds entering senior prep season.
- Also has pocketed 127 steals, averaging over a steal a game.



#34 Alana Davidson
F • 6-2 • Fr.
New Hope, Pa.
New Hope-Solebury

High school notes:

- Four-year letterwinner at New Hope-Solebury in basketball.
- Team captain as a junior, .
- named to the all-tournament teams for the South Side Beaver Tip-Off Tournament and Wildcat Holiday Hoop Tournament.
- Named Team MVP in 2015 and 2016; earned 2016 all-league.

d a v i d s o n
f i l e

Hometown: New Hope, Pa.
High school: New Hope-Solebury
Major: Undeclared



#11 Sarah Donovan
G/F • 6-0 • Fr.
London, Ontario, Canada
A.B. Lucas Secondary School

High school notes:

- Honored with Spectra Award
- Lettered in both basketball and volleyball at A.B. Lucas Secondary School.
- Three-time captain on basketball team.
- Given team's MVP award in 2014-2016.
- Named to all-defensive team (2016) and First Team All-Star (2014, 2015, 2016).
- Earned gold medal at U16 FIBA Americas (2015), Silver at U18 FIBA Americas (2016) and Ontario Provincial Champions (2013).

d o n o v a n
f i l e

Hometown: London, Ontario, Canada
High school: A.B. Lucas Secondary Sch.
Major: Undeclared



#4 Kelly Fitzgerald
G • 5-6 • Fr.
Apex, N.C.
Green Hope

High school notes:

- Participated in basketball and cross country at Green Hope.
- Named first-team all-conference as a senior.
- One of seven selected for Outstanding Athletes in Class of 2017.
- As senior also named all-metro team and second-team all-district.
- As sophomore and junior in basketball, named first-team all-conference ... • Junior year named second-team all-district.
- Garnered team MVP as a sophomore and junior.
- Averaged 14.1 points and 4.6 assists.
- Part of the 2016 team that won conference championship.
- Earned all-conference in cross country, and part of 2013 and 2014 team that was North Carolina State Champions.

fitzgerald file

Hometown: Apex, N.C.
High school: Green Hope
Major: Undeclared



#1 Katie Turner
G • 5-8 • Fr.
Reno, Nev.

High school notes:

- Played at Bishop Manogue Catholic High School.
- 2016 Gatorade Nevada State Player of the Year.
- Earned four letters in basketball.
- Also played soccer, lacrosse and golf.
- Women's Basketball Hall of Fame Ring of Honor.
- NIAA Northern Nevada Co-Player of the Year in 2016 and 2017.
- NIAA Sierra League Player of the Year.
- RGJ Sports Awards Best of the Best.
- Earned first-team all-region and all-league, 2015-2017.
- Given Team MVP honors.
- All-state academic team (four times).
- Academic state champions (four times).
- Nevada Sports Awards All-North Team.
- KOLO Sports Caravan MVP.
- AmFam All-USA Northern Nevada First Team.
- KRVN News 4 Athlete of the Week.
- KOLO Channel 8 Athlete of the Week.
- Reno Gazette Journal / American Family Insurance Athlete of the Week (4-time selectee).

turner file

Hometown: Reno, Nev.
High school:
Major: Undeclared

- All-USA Northern Nevada Preseason Team.
- Las Vegas Review Journal All-State Second and Third Team.
- All-region first team and all-League first team (three times).
- 2014 all-league second team.
- Basketball team honors included: 2015-2017 Nevada Division I Regional Champions, Division I Sierra League Champions.
- 2017 Nevada State runner-up.
- 2014 Nevada Division I Regional Runner-Up and Division I Sierra League Champions.
- For golf – 2014 Nevada Division I State Championships: 4th place, Nevada Division I Regional Championships Runner-Up, Division I Sierra League Champions.



#1 Kayla Seymour Career File

Career Stats																			
Year	GP-GS	Min	Avg	FG-	A	FG%	3G-	A	3G%	FT-	A	FT%	Off-Def	Reb	Avg	PF-	D	Ast	TO
12-13 UMBC	28- 2	393	14.0	12- 39		.308	8- 26		.308	16- 22		.727	8- 27	35	1.3	19- 0		20	29
2013-14	transfer year- had to sit out																		
2014-15	27- 8	434	16.1	15- 57		.263	3- 25		.120	4- 9		.444	10- 52	62	2.3	33- 0		41	61
2015-16	30- 26	512	17.1	23- 72		.319	5- 25		.200	5- 8		.625	11- 52	63	2.1	33- 0		60	45
2016-17	28- 15	556	19.9	21- 85		.247	3- 34		.088	5- 11		.455	7- 40	47	1.7	36- 1		54	46
Totals	113- 51	1,895	16.8	71- 253		.283	19- 110		.173	30- 50		.600	36- 171	207	1.8	121- 0		175	181

#24 Rachel Piles Career File

Career Stats																			
Year	GP-GS	Min	Avg	FG-	A	FG%	3G-	A	3G%	FT-	A	FT%	Off-Def	Reb	Avg	PF-	D	Ast	TO
2013-14	32- 0	429	13.4	31- 64		.484	0- 0		.000	22- 37		.595	27- 64	91	2.8	64- 2		20	33
2014-15	13- 0	60	4.6	3- 7		.429	0- 0		.000	1- 5		.200	3- 13	16	1.2	9- 0		1	5
2015-16	21- 0	129	6.1	8- 28		.286	0- 0		.000	3- 8		.375	11- 21	32	1.5	16- 0		7	11
2016-17	29- 25	453	15.6	31- 88		.352	0- 0		.000	9- 22		.409	37- 77	114	3.9	60- 0		23	30
Totals	95- 25	1,071	11.3	73- 187		.390	0- 0		.000	35- 72		.486	78- 175	253	2.7	149- 2		51	79

#32 Melanie Ransom Career File

Career Stats																			
Year	GP-GS	Min	Avg	FG-	A	FG%	3G-	A	3G%	FT-	A	FT%	Off-Def	Reb	Avg	PF-	D	Ast	TO
2013-14	injured- missed full season																		
2014-15	22- 0	97	4.4	9- 37		.243	5- 18		.278	1- 4		.250	4- 8	12	0.5	12- 0		2	11
2015-16	18- 0	120	6.7	11- 36		.306	3- 14		.214	2- 4		.500	9- 15	24	1.3	17- 0		6	14
2016-17	29- 1	369	12.7	30- 139		.216	15- 77		.195	9- 13		.692	10- 29	39	1.3	32- 0		15	15
Totals	69- 1	586	8.5	50- 212		.236	23- 109		.211	12- 21		.571	23- 52	75	1.1	61- 0		23	40




all-time record vs. 2017-18 opponents (order of this year's schedule)

Opponent	W	L	Pct.	First	Last
Western Carolina	28	25	.528	1976-77	2015-16
N.C. State	1	6	.143	1974-75	2014-15
Furman	29	31	.483	1974-75	2016-17
Appalachian State	21	26	.447	1993-94	2013-14
UNC Asheville	4	3	.571	1983-84	2007-08
Princeton	0	2	.000	2010-11	2011-12
William & Mary	1	4	.200	1993-94	2010-11
Mercer	2	2	.500	1996-97	2016-17
Elon	19	8	.704	1976-77	2013-14
Gardner-Webb	7	7	.500	1978-79	2014-15
High Point	6	5	.545	1975-76	2016-17
Charlotte	10	16	.370	1973-74	2016-17
Central Florida	0	1	.000	2016-17	2016-17
George Mason	2	2	.500	2014-15	2016-17
Duquesne	1	5	.167	2003-04	2016-17
Rhode Island	1	3	.250	1995-96	2016-17
Fordham	2	5	.286	2014-15	2016-17
Richmond	1	3	.250	2013-14	2016-17
George Washington	0	3	.000	2014-15	2016-17
St. Bonaventure	0	3	.000	2014-15	2016-17
Massachusetts	1	3	.250	2014-15	2016-17
Dayton	0	3	.000	2014-15	2016-17
St. Louis	1	4	.200	2014-15	2016-17
Saint Joseph's	0	4	.000	2008-09	2016-17
La Salle	1	3	.250	2014-15	2016-17
VCU	1	4	.200	2014-15	2016-17

coach coats fulks vs. 2017-18 opponents (order of this year's schedule)

Opponent	W	L	Pct.	First	Last
Western Carolina	0	0	.000	2017-18	2017-18
N.C. State	0	0	.000	2017-18	2017-18
Furman	0	0	.000	2017-18	2017-18
Appalachian State	0	0	.000	2017-18	2017-18
UNC Asheville	0	0	.000	2017-18	2017-18
Princeton	0	0	.000	2017-18	2017-18
William & Mary	0	0	.000	2017-18	2017-18
Mercer	0	0	.000	2017-18	2017-18
Elon	0	0	.000	2017-18	2017-18
Gardner-Webb	0	0	.000	2017-18	2017-18
High Point	0	0	.000	2017-18	2017-18
Charlotte	0	0	.000	2017-18	2017-18
Central Florida	0	0	.000	2017-18	2017-18
George Mason	0	0	.000	2017-18	2017-18
Duquesne	0	0	.000	2017-18	2017-18
Rhode Island	0	0	.000	2017-18	2017-18
Fordham	0	0	.000	2017-18	2017-18
Richmond	0	0	.000	2017-18	2017-18
George Washington	0	0	.000	2017-18	2017-18
St. Bonaventure	0	0	.000	2017-18	2017-18
Massachusetts	0	0	.000	2017-18	2017-18
Dayton	0	0	.000	2017-18	2017-18
St. Louis	0	0	.000	2017-18	2017-18
Saint Joseph's	0	0	.000	2017-18	2017-18
La Salle	0	0	.000	2017-18	2017-18
VCU	0	0	.000	2017-18	2017-18



Western Carolina Cata Mounts



Nov. 10 at WCU,
TBA



g eneral information

Location/StudentsCullowhee/ 10,806
Home CourtRamsey Center (7,826)
ConferenceSouthern
Basketball SIDDenise Gideon
Office Phone828-227-2336
E-maildgideon@email.wcu.edu
Web Addresscatamountsports.com

h ead c oach

H. CoachStephanie McCormick
Record at School15-44 (2 years)
Overall RecordSame

t eam information

2016-17 Record8-22
Conference Record/Finish3-11/8th
Letterwinners Returning/LostNA
Starters Returning/LostNA

s eries n otes

Series RecordDavidson leads 28-25
Last Meeting .Davidson, 64-51, 12/5/15
Series StreakWon 9

appalachian State Mountaineers



Nov. 19 at App. State,
2:00



g eneral information

LocationBoone, N.C./ 18,026
Home CourtDedmon Center (3,215)
ConferenceSun Belt
Basketball SIDTBA
Office Phone828-262-7602
E-mailTBA
Web Addressappstatesports.com

h ead c oach

H. CoachAngel Elderkin
Record at School36-55 (3 years)
Overall RecordSame

t eam information

2016-17 Record12-19
Conference Record/Finish6-12/9th
Letterwinners Returning/LostNA
Starters Returning/LostNA

s eries n otes

Series RecordApp. State leads 26-21
Last Meeting App. St., 70-72 (ot), 2/24/14
Series StreakLost 2

n orth Carolina State



Nov. 12 at N.C. State,
2:00



g eneral information

Location/StudentsRaleigh, N.C./33,755
Home CourtReynolds Coliseum
ConferenceAtlantic Coast
Basketball SIDBrett Compton
Office Phone919-746-9572
E-mailbacompto@ncsu.edu
Web Addressgopack.com

h ead c oach

H. CoachWes Moore
Record at School86-43 (28 years)
Overall Record644-212 (4 years)

t eam information

2016-17 Record23-9
Conference Record/Finish12-4/t-4th
Letterwinners Returning/Lost8/6
Starters Returning/Lost1/4

s eries n otes

Series RecordN.C. State leads 6-1
Last Meeting .N.C. State, 42-58, 11/22/15
Series StreakLost 6

unc asheville Bulldogs



Nov. 22 vs. UNCA,
7:00



g eneral information

LocationAsheville, N.C./3,700
Home CourtKimmel Arena (3,200)
ConferenceBig South
Basketball SIDMitchell Miegel
Office PhoneNA
E-mailmmiegel@unca.edu
Web Addressuncabulldogs.com

h ead c oach

Head Coach .Brenda Mock Kirkpatrick
Record at School67-92 (5 years)
Overall RecordSame

t eam information

2016-17 Record19-15
Conference Record/Finish9-9/7th
Letterwinners Returning/LostNA
Starters Returning/LostNA

s eries n otes

Series RecordDavidson leads 4-3
Last Meeting .Davidson, 69-56, 11/16/07
Series StreakWon 2

f ur Man paladins



Nov. 15 at Furman,
7:00



g eneral information

Location/Students ...Greenville, S.C./2,700
Home CourtTimmons Arena (5,000)
ConferenceSouthern
Basketball SIDHunter Reid
Office Phone864-294-2061
E-mailhunter.reid@furman.edu
Web Addressfurmanpaladins.com

h ead c oach

H. CoachJackie Carson
Record at School107-110 (7 years)
Overall RecordSame

t eam information

2016-17 Record14-17
Conference Record/Finish7-7/5th
Letterwinners Returning/LostNA
Starters Returning/LostNA

s eries n otes

Series RecordFurman leads 31-29
Last Meeting .Davidson, 71-61, 12/18/16
Series StreakWon 2

princeton tigers



Nov. 25 vs. Princeton,
1:00



g eneral information

LocationPrinceton, N.J./ 5,264
Home CourtJadwin Gym (NA)
ConferenceIvy
Basketball SIDWarren Croxton
Office Phone609-258-2630
E-mailwcroxton@princeton.edu
Web Addressgoprincetontigers.com

h ead c oach

Head CoachCourtney Banghart
Record at School208-87 (10 years)
Overall RecordSame

t eam information

2016-17 Record16-14
Conference Record/Finish9-5/2nd
Letterwinners Returning/LostNA
Starters Returning/LostNA

s eries n otes

Series RecordPrinceton leads 2-0
Last Meeting .Princeton, 44-53, 11/25/11
Series StreakLost 2

William & Mary Tribe



Nov. 27 at W&M,
7:00



general information

Location/Students ... Williamsburg, Va./8,437
Home Court ... Kaplan Arena (8,600)
Conference ... Colonial
Basketball SID ... Andrew Phillips
Office Phone ... 757-221-3344
E-mail ... atphillips01@wm.edu
Web Address ... tribeathletics.com

head coach

H. Coach ... Ed Swanson
Record at School ... 58-63 (4 years)
Overall Record ... 464-327 (27 years)

team information

2016-17 Record ... 20-11
Conference Record/Finish ... 9-9/4th
Letterwinners Returning/Lost ... NA
Starters Returning/Lost ... NA

series notes

Series Record ... W&M leads 1-4
Last Meeting ... Davidson, 69-47, 11/19/10
Series Streak ... Won 1

Gardner-Webb Runnin' Bulldogs



Dec. 15 vs G-Webb,
11:30



general information

Location/Students ... Boiling Springs, N.C.
Home Court ... Paul Porter Arena (3,500)
Conference ... Big South
Basketball SID ... Ryan Bridges
Office Phone ... 704-406-3523
E-mail ... rbridge1@gardner-webb.edu
Web Address ... gwusports.com

head coach

H. Coach ... Rick Reeves
Record at School ... 197-205 (13 years)
Overall Record ... 464-443 (31 years)

team information

2016-17 Record ... 12-19
Conference Record/Finish ... 6-12/4th
Letterwinners Returning/Lost ... NA
Starters Returning/Lost ... NA

series notes

Series Record ... Tied at 7-7
Last Meeting ... Davidson, 68-67, 11/20/14
Series Streak ... Won 7

Mercer Bears



Dec. 3 at Mercer,
2:00



general information

Location/Students ... Macon, Ga./8,557
Home Court ... Hawkins Arena (3,200)
Conference ... Southern
Basketball SID ... Jenny Moss
Office Phone ... 478-301-5218
E-mail ... moss_je@mercer.edu
Web Address ... mercerbears.com

head coach

H. Coach ... Susie Gardner
Record at School ... 114-107 (7 years)
Overall Record ... 290-254 (18 years)

team information

2016-17 Record ... 25-7
Conference Record/Finish ... 12-2/2nd
Letterwinners Returning/Lost ... NA
Starters Returning/Lost ... NA

series notes

Series Record ... Tied at 2-2
Last Meeting ... Mercer, 60-67, 12/29/16
Series Streak ... Lost 2

High Point Panthers



Dec. 18 at High Point,
7:00



general information

Location/Students ... High Point, N.C./4,200
Home Court ... Millis Center (1,750)
Conference ... Big South
Basketball SID ... Cory McCune
Office Phone ... 336-841-4640
E-mail ... cmccune@highpoint.edu
Web Address ... highpointpanthers.com

head coach

H. Coach ... DeUnna Hendrix
Record at School ... 86-70 (6 years)
Overall Record ... Same

team information

2016-17 Record ... 15-15
Conference Record/Finish ... 13-5/3rd
Letterwinners Returning/Lost ... NA
Starters Returning/Lost ... NA

series notes

Series Record ... Davidson leads 6-5
Last Meeting ... Davidson, 82-72, 12/7/16
Series Streak ... Won 3

Elon Phoenix



Dec. 6 vs. Elon,
7:00



general information

Location/Students ... Elon, N.C./6,631
Home Court ... Alumni Gym (1,607)
Conference ... Colonial
Basketball SID ... Paige Fredrickson
Office Phone ... 336-278-6761
E-mail ... pfredrickson@elon.edu
Web Address ... elonphoenix.com

head coach

H. Coach ... Charlotte Smith
Record at School ... 114-77 (5 years)
Overall Record ... Same

team information

2016-17 Record ... 27-7
Conference Record/Finish ... 15-2/1st
Letterwinners Returning/Lost ... NA
Starters Returning/Lost ... NA

series notes

Series Record ... Davidson leads 19-8
Last Meeting ... Elon, 63-66, 2/10/14
Series Streak ... Lost 1

Charlotte 49ers



Dec. 21 vs. Charlotte,
2:00



general information

Location/Students ... Charlotte, N.C./28,721
Home Court ... Chaifetz Arena (10,600)
Conference ... C-USA
Basketball SID ... Travis Woods
Office Phone ... 704-687-1838
E-mail ... travis.woods@uncc.edu
Web Address ... charlotte49ers.com

head coach

H. Coach ... Cara Consuegra
Record at School ... 112-75 (6 years)
Overall Record ... Same

team information

2016-17 Record ... 21-10
Conference Record/Finish ... 12-6/5th
Letterwinners Returning/Lost ... 7/4
Starters Returning/Lost ... 2/3

series notes

Series Record ... Charlotte leads 17-10
Last Meeting ... Charlotte, 79-93, 12/21/16
Series Streak ... Lost 8

ucf knights



Dec. 28 vs. UCF,
7:00



g eneral information

Location/Students . . . Orlando, Fla./64,318
Home Court . . . CFE Arena (10,000)
Conference . . . American Athletic
Basketball SID . . . Megan Herboth
Office Phone . . . 407-823-0994
E-mail . . . mherboth@athletics.ucf.edu
Web Address . . . ucfknights.com

h ead c oach

H. Coach .Katie Abrahamson-Henderson
Record at School . . . 21-12
Overall Record . . . 262-120 (12 years)

t eam information

2016-17 Record . . . 21-12
Conference Record/Finish . . . 9-7/4th
Letterwinners Returning/Lost . . . 3/2
Starters Returning/Lost . . . 6/3

s eries n otes

Series Record . . . UCF leads 1-0
Last Meeting . . . UCF, 38-57, 11/16/16
Series Streak . . . Lost 1

g eorge Mason patriots



Dec. 31 at Mason,
2:00



g eneral information

Location/Students . . . Fairfax, Va./33,925
H. Court . . . EagleBank Arena (10,000)
Conference . . . Atlantic 10
Basketball SID . . . Jerome Boettcher
Office Phone . . . 703-993-3264
E-mail . . . jboettch@gmu.edu
Web Address . . . gomason.com

h ead c oach

Head Coach . . . Nyla Milleson
Record at School . . . 46-76 (4 years)
Overall Record . . . 335-199 (17 years)

t eam information

2016-17 Record . . . 13-17
Conference Record/Finish . . . 6-10/10th
Letterwinners Returning/Lost . . . 10/4
Starters Returning/Lost . . . 3/2

s eries n otes

Series Record . . . Tied 2-2
Last Meeting . . . Mason, 55-59, 2/8/17
Series Streak . . . Lost 1

duquesne dukes



Jan. 4 vs. Duquesne,
7:00



g eneral information

Location/Students . . . Pittsburgh, Pa./9,984
Home Court . . . A.J. Palumbo Center (4,406)
Conference . . . Atlantic 10
Basketball SID . . . Ryan Gavatora
Office Phone . . . 412-396-6560
E-mail . . . gavatora@duq.edu
Web Address . . . goduquesne.com

h ead c oach

Head Coach . . . Dan Burt
Record at School . . . 89-46 (4 year)
Overall Record . . . Same

t eam information

2016-17 Record . . . 18-16
Conference Record/Finish . . . 8-8/t-7th
Letterwinners Returning/Lost . . . 12/3
Starters Returning/Lost . . . 2/3

s eries n otes

Series Record . . . Duquesne leads 5-1
Last Meeting . . . Duquesne, 51-73, 1/7/17
Series Streak . . . Lost 5

r hode island r a ms



Jan. 7 vs. URI, 2:00
Jan. 31 at URI, 11:00 a.m.



g eneral information

Location/Students . . . Kingston, R.I./
H. Court . . . Thomas M. Ryan Center (7,657)
Conference . . . Atlantic 10
Basketball SID . . . Shane Donaldson
Office Phone . . . 401-874-2409
E-mail . . . shane_donaldson@ds.uri.edu
Web Address . . . gorhody.com

h ead c oach

Head Coach . . . Daynia La-Force
Record at School . . . 35-54 (3 years)
Overall Record . . . (10 years)

t eam information

2016-17 Record . . . 6-23
Conference Record/Finish . . . 2-14/14th
Letterwinners Returning/Lost . . . NA
Starters Returning/Lost . . . NA

s eries n otes

Series Record . . . Rhode Island leads 2-1
Last Meeting . . . URI, 74-64, 2/11/17
Series Streak . . . Won 1

f ordham r a ms



Jan. 10 at Fordham, 12:00
Feb. 10 vs. Fordham, 2:00



g eneral information

Location/Students . . . Bronx, N.Y./8,427
Home Court . . . Rose Hill Gym (3,200)
Conference . . . Atlantic 10
Basketball SID . . . Ryan Uhlich
Office Phone . . . 718-817-4240
E-mail . . . ruhlich@fordham.edu
Web Address . . . fordhamsports.com

h ead c oach

H. Coach . . . Stephanie Gaitley
Record at School . . . 120-76 (6 years)
Overall Record . . . 584-346 (31 years)

t eam information

2016-17 Record . . . 22-12
Conference Record/Finish . . . 11-5/5th
Letterwinners Returning/Lost . . . NA
Starters Returning/Lost . . . NA

s eries n otes

Series Record . . . Fordham lead 5-2
Last Meeting . . . Fordham, 62-54, 2/26/17
Series Streak . . . Won 1

r ichmond s piders



Jan. 14 at Richmond,
2:00



g eneral information

Location/Students . . . Richmond, Va./2,950
Home Court . . . Robins Center (7,201)
Conference . . . Atlantic 10
Basketball SID . . . Matt Moretti III
Office Phone . . . 804-287-6312
E-mail . . . mmoretti@richmond.edu
Web Address . . . richmondspiders.com

h ead c oach

H. Coach . . . Michael Shafer
Record at School . . . 200-176 (13 years)
Overall Record . . . Same

t eam information

2016-17 Record . . . 13-17
Conference Record/Finish . . . 7-9/9th
Letterwinners Returning/Lost . . . 8/5
Starters Returning/Lost . . . 3/2

s eries n otes

Series Record . . . Richmond leads 4-1
Last Meeting . . . Richmond, 52-61, 1/28/17
Series Streak . . . Lost 2

george Washington Colonials



Jan. 17 vs. G. Wash.,
7:00



general information

Location/Students Wash., D.C./25,613
H. Court ... Charles E. Smith Center (4,338)
Conference Atlantic 10
Basketball SID Dan DiVeglio
Office Phone 202-994-0339
E-mail diveglio@gwu.edu
Web Address gwusports.com

head coach

Head Coach Jennifer Rizzotti
Record at School 20-10
Overall Record 336-226 (18 years)

team information

2016-17 Record 20-10
Conference Record/Finish 13-3/2nd
Letterwinners Returning/Lost NA
Starters Returning/Lost NA

series notes

Series Record GW leads 3-0
Last Meeting GW, 62-76, 1/15/17
Series Streak Lost 3

dayton flyers



Jan. 27 vs. Dayton,
2:00



general information

Location/Students Dayton, Ohio/8,554
Home Court UD Arena (13,455)
Conference Atlantic 10
Basketball SID Ross Bagieniski
Office Phone 937-229-4431
E-mail rbagieniski1@udayton.edu
Web Address daytonflyers.com

head coach

Head Coach Shauna Green
Record at School 22-10
Overall Record 51-35 (2 years)

team information

2016-17 Record 22-10
Conference Record/Finish 13-3/1st
Letterwinners Returning/Lost NA
Starters Returning/Lost NA

series notes

Series Record Dayton leads 3-0
Last Meeting Dayton, 52-68, 2/1/17
Series Streak Lost 3

St. Bonaventure Bonnies



Jan. 20 at St. Bona,
2:00



general information

Location/Students St. Bonaventure, N.Y.
H. Court Reilly Center (5,480)
Conference Atlantic 10
Basketball SID Scott Eddy
Office Phone 716-375-4019
E-mail seddy@sbu.edu
Web Address gobonnies.com

head coach

Head Coach Jesse Fleming
Record at School 9-20
Overall Record Same

team information

2016-17 Record 9-20
Conference Record/Finish 4-12/11th
Letterwinners Returning/Lost NA
Starters Returning/Lost NA

series notes

Series Record St. Bonaventure lead 3-0
Last Meeting SBU, 51-70, 1/25/17
Series Streak Lost 3

saint louis Billikens



Jan. 27 at SLU,
3:00



general information

Location/Students St. Louis, Mo./13,981
Home Court Chaifetz Arena (10,600)
Conference Atlantic 10
Basketball SID Mickey Smith
Office Phone 314-977-3463
E-mail msmit145@slu.edu
Web Address slubillikens.com

head coach

Head Coach Lisa Stone
Record at School 90-70 (5 years)
Overall Record 593-307 (31 years)

team information

2016-17 Record 25-9
Conference Record/Finish 12-4/4th
Letterwinners Returning/Lost NA
Starters Returning/Lost NA

series notes

Series Record Saint Louis leads 4-1
Last Meeting SLU, 69-106, 12/31/16
Series Streak Lost 4

Massachusetts Minute Women



Jan. 24 vs. UMass, 7:00
Feb. 17 at UMass, tb



general information

Location/Students Amherst, Mass.
H. Court Mullins Memorial Center (9,493)
Conference Atlantic 10
Basketball SID John Sinnott
Office Phone 413-545-1744
E-mail jsinnott@admin.umass.edu
Web Address umassathletics.com

head coach

Head Coach Tory Verdi
Record at School 9-21
Overall Record 81-82 (5 years)

team information

2016-17 Record 9-21
Conference Record/Finish 3-13/13th
Letterwinners Returning/Lost NA
Starters Returning/Lost NA

series notes

Series Record UMass leads 3-1
Last Meeting Davidson, 63-59, 2/4/17
Series Streak Won 1

saint joseph's hawks



Feb. 14 vs. SJU,
7:00



general information

Location/Students Phil., Pa./4,856
H. Court M.J. Hagan '85 Arena (4,200)
Conference Atlantic 10
Basketball SID Jack Jumper
Office Phone 610-660-3389
E-mail jjumper@sju.edu
Web Address sjuhawks.com

head coach

Head Coach Cindy Griffin
Record at School 290-213 (16 years)
Overall Record 338-246 (19 years)

team information

2016-17 Record 17-15
Conference Record/Finish 12-4/3rd
Letterwinners Returning/Lost 11/4
Starters Returning/Lost 4/1

series notes

Series Record Saint Joseph's leads 4-0
Last Meeting SJU, 54-69, 2/18/17
Series Streak Lost 4

La Salle explorers



Feb. 21 at La Salle,
7:00



g eneral information

Location/Students . Philadelphia, Pa./7,331
Home Court Thom Gola Arena (3,400)
Conference Atlantic 10
Basketball SID Mike Adleman
Office Phone 215-951-1637
E-mail adlemanm1@lasalle.edu
Web Address goexplorers.com

h ead c oach

Head Coach Jeff Williams
Record at School 84-127 (7 years)
Overall Record Same

t eam information

2016-17 Record 17-13
Conference Record/Finish 9-7/6th
Letterwinners Returning/Lost NA
Starters Returning/Lost NA

s eries n otes

Series Record La Salle leads 3-1
Last Meeting La Salle, 58-65, 1/21/17
Series Streak Lost 1

v c u r a Ms



Feb. 24 vs. VCU,
2:00



g eneral information

Location/Students . . Richmond, Va./31,752
Home Court Siegel Center (NA)
Conference Atlantic 10
Basketball SID Evan Nicely
Office Phone 804-828-3440
E-mail nicelyej@vcu.edu
Web Address vcuaathletics.com

h ead c oach

Head Coach Beth O'Boyle
Record at School 55-39 (3 years)
Overall Record 148-122 (9 years)

t eam information

2016-17 Record 16-15
Conference Record/Finish 8-8/8th
Letterwinners Returning/Lost NA
Starters Returning/Lost NA

s eries n otes

Series Record VCU leads 4-1
Last Meeting VCU, 47-54, 2/21/17
Series Streak Lost 2



The Davidson sports information staff welcomes your coverage of the 2017-18 women's basketball team. The list below contains information to assist you if you plan to cover a game at Davidson or visit the campus for stories. Contact Women's Basketball SID Gavin McFarlin for special requests or information

not contained here.

Davidson College Sports Information Office is located on the lower level of the Baker Sports Complex at the west end of the basketball court.

Sports Information: Gavin McFarlin is entering his 13th year in Davidson's sports information office. He serves as the primary contact for women's basketball, women's soccer, men's and women's tennis, and lacrosse.

Prior to coming to Davidson, McFarlin spent two years at University of the Pacific in Stockton, Calif., working in the media relations office as a graduate assistant. While at Pacific, he received his master's degree in mass communication in May of 2005. McFarlin has also worked in the Ashland University and North Florida SID offices during his time in the sports information field.

A native of Ashland, Ohio, McFarlin attended Ashland University in his hometown, graduating with a degree in sports communication and a minor in electronic media production, radio/television in May of 2002.

Gavin, his wife Courtenay and daughter Joyanna reside in Huntersville, N.C.

Credentials: Requests for press, radio, television and photographers' credentials must be made through Assistant Sports Information Director Gavin McFarlin.

Credentials will be held at the media will call table in Belk Arena.

Radio Broadcasts: Stations originating broadcasts of Davidson basketball games receive courtside locations at Belk Arena. There are two broadcast lines available. Contact the sports information office to make arrangements for this service. Stations needing additional phones or those without a reciprocating agreement should contact Bell South at (704) 378-6300.

Video Streaming: All Davidson home games will be video streamed through the Wildcats' website, *DavidsonWildcats.com*. Visit the All-Access page to sign up for the services. Subscription packages range from \$79.95 for a full year to \$5.95 for a single game.

Player Interviews: Except for post-game situations, interviews with players must be arranged through the sports information office or basketball office.

Postgame interviews will take place after a 10-minute cooling-off period in the press room located on the west end of Belk Arena or on the court.

Game Information: Prior to the game, Davidson furnishes programs, statistics and rosters in the press room. Game services include play-by-play, halftime box scores and final box scores. Refreshments are available in the press room at Belk Arena.

Internet: The Wildcats have established a homepage on the Internet and will include information regarding all Davidson sports including basketball. Current information will be provided as we develop this medium. You may access this information at *www.davidson-wildcats.com*.

d a v i d s o n S p o r t s i n f o .

Sports Information Director

Joey Beeler 704-894-2217 (office)
jbeeler@davidson.edu

Assoc. Director/WBB SID

Gavin McFarlin 704-894-2635 (office)
gamcfarlin@davidson.edu 419-566-3854 (cell)

Assistant SID

Jake Brewer 704-894-2815 (office)
jabrewer@davidson.edu

Assistant SID

Caitie Smith 704-894-2931 (office)
casmith@davidson.edu

Mailing Address

Sports Information
Davidson College
Box 7158
Davidson, NC 28035

Overnight Address

209 Ridge Road
Davidson, NC 28036

Phone Numbers

Fax number 704-894-2636
Press row 704-894-7267

Internet Address

www.davidsonwildcats.com

Latt Reaches 1,000
Career Points

Davidson Travels to Cancun,
Mexico For First Time

Lyon Tabbed A-10 Most
Improved Player

'Cats Face Western Michigan,
UCF, Toledo and Idaho State
For First Time

GUIDE



2017-18

The 2016-17 season marked Davidson women's basketball program's third year in the Atlantic 10 as they finished up the program's 38th year.

Individually, the senior trio of Rachel Piles, Kayla Seymour and Melanie Ransom finished out their careers with nice senior seasons.

Below are just a few of the Wildcat highlights throughout the campaign.

Preseason Honors For Latt

The annual Atlantic 10 Women's Basketball media day saw junior Mackenzie Latt earn preseason honors. The rising junior was named to the pre-season third team, the first program's first player to earn preseason honors.

First Time Opponents

Davidson's non-conference schedule had four new opponents it faced for the first time in program history. The 'Cats faced Western Michigan on the road, then UCF at home before taking on Toledo and Idaho State at the Cancun Challenge.

It's the most first-time opponents Davidson faced in a year since it took on 10 during the 2014-15 season, the 'Cats first year in the Atlantic 10.

Latt Named to the All-Riviera Division Team at Cancun Challenge

For her outstanding two games at the Cancun Challenge, Mackenzie Latt was named to the All-Riviera Division Team. The junior averaged 15.5 points and five rebounds a game vs. Toledo and Idaho State. She scored a season-high 16 points against the Bengals in Davidson's final game of the holiday tournament.

Cancun Challenge

For the first time in the program's history, the Wildcats traveled outside the United States as they took part in the Cancun Challenge, Nov. 24-25.

Davidson faced Toledo and Idaho State for the first time, dropping both contests. Against the Rockets, Latt paced the team with a game-high 15 points, while freshman Andrea Robinson crashed the glass for a game and season-high 12 rebounds.

The following day vs. Idaho State, Davidson's valiant comeback effort fell just short against Idaho State in a 70-58. Trailing by as many as 20 (45-25) in the third quarter, Davidson twice got within single digits but a late 9-0 run by the Bengals halted the Wildcats' efforts. Mackenzie Latt again paced the Wildcat attack with a season-high 16 points, 14 of which came in the last two quarters when the 'Cats were making their comeback. Fellow junior Chloe Johnson netted a season-high 13 points, draining 3-of-5 shots from downtown.

Latt and Speight Strike Again, Pace 'Cats to Win vs. Furman

For the second game in a row, the pair of Mackenzie Latt and Kianna

Individual Season highs

Points

34 — Justine Lyon
at UMass — 2/4/17
[35 — school record]

Field Goals Made

12 — Mackenzie Latt
at Charlotte — 12/21/16
Justine Lyon vs. Rhode Island — 2/11/17
[15 — school record]

Field Goals attempted

23 — Justine Lyon
vs. Rhode Island — 2/11/17
[32 — school record]

Field Goals Percentage (min. five made)

.667 (10-15) — Mackenzie Latt
vs. Saint Louis — 12/31/16
[1.000 — school record]

Three-Point Field Goals Made

5 — Kianna Speight
vs. Furman — 12/18/16
[9 — school record]

Three-Point Field Goals attempted

13 — Kianna Speight
vs. Furman — 12/18/16
[14 — School record set by Early]

Three-Point Field Goal Pct. (min. two made)

1.000 (2-2) — Two Players Tied
[1.000 — School record set this year]

Free Throws Made

9 — Justine Lyon
at UMass — 2/4/17
[14 — School record]

Free Throws attempted

12 — Justine Lyon
at UMass — 2/4/17
[16 — School record]

Free Throw Percentage (min. three made)

1.000 (6-6) — Andrea Robinson
at Duquesne — 1/7/17
[1.000 — School record]

Rebounds

16 — Rachel Piles
at St. Bonaventure — 1/25/17
[23 — School record]

Assists

10 — Chloe Johnson
vvs. Rhode Island — 2/11/17
[13 — School record]

Blocked shots

3 — Mackenzie Latt — twice
Rachel Piles — twice
Justine Lyon vs. Furman — 12/18/16
[10 — School record set by Aleksandravicius]

Steals

9 — Mackenzie Latt
vs. La Salle — 1/21/17
[11 — School record]

Speight helped carry Davidson to a win, scoring 25 and 20 points, respectively, in a 71-61 triumph at home vs. Furman, Dec. 18. The duos point totals each tied their career highs. The win was Davidson's seventh in the past nine meetings vs. the Paladins and 15th in the last 21 overall.

Latt finished the game canning a career-high 11 field goals on 17 attempts and added a team-best eight rebounds. Speight's five three-pointers were a career high and she set a new personal best with seven rebounds.

Justine Lyon gave Davidson three double-digit scorers with 12 points and matched Speight with seven boards.

Rachel Piles came off the bench to pull in six rebounds and pocket a career-best four steals, while Chloe Johnson dished out a career-high nine assists.

Davidson as a team had 19 helpers on their 26 made field goals. In addition, the Wildcats' point totals of 24 and 28 in the first and fourth quarters were season bests, while it set a team season best with seven blocks and tied a season high with 45 rebounds.

Welcome to the 1,000-Point Club

Junior Mackenzie Latt became the latest Wildcat to reach 1,000 points, Jan. 7, at Duquesne. Latt is the 19th player in program history to hit the special mark after she nailed a long jumper in the second quarter for her 1,000th and 1,001 career points. She went on to finish with 18 points, while adding 11 rebounds for her fourth double-double of the season.

It marks the 10th year in the past 11 that a Wildcat has scored 1,000 points for their career. Last year saw Dakota Dukes reach the milestone to become the 18th player.

Under head coach Michele Savage, it is her sixth 1,000-point scorer she has coached.

Seeing Double

Mackenzie Latt, who 11 times as a freshman recorded a double-double for the fifth-most in a Wildcat single season since 1992-93, picked up her sixth double-double of the season at George Washington, Jan. 15, to push her career total to 19. She finished with a 21 points to go with 10 rebounds.

Double-doubles...

- 12/3 at ETSU (12 pts/10 rbs)
- 12/21 at Charlotte (28 pts/14 rbs)
- 12/29 vs. Mercer (12 pts/13 rbs)
- 1/7 at Duquesne (18 pts/11 rbs)
- 1/12 vs. UMass (14 pts/13 rbs)
- 1/15 at GW (21 pts/10 rbs)

Davidson Nets First A-10 Win of Season

Sophomore Justine Lyon hit the 20-point mark for the third time this year and junior Chloe Johnson hit the go-ahead bucket to help lead Davidson to its first Atlantic 10 win of the season with a 58-54 decision over visiting George Mason, Jan. 18.

Tied at 54-all with 53 seconds left,

Johnson drove down the lane with the shot clock running down and hit a layup with 26 ticks left for a 56-54 lead. The 'Cats added two free throws to seal up the win.

Lyon drained 9-of-17 shots on her way to a game-high 22 points. Mackenzie Latt finished with 14 points, seven rebounds and a career-best six steals, while Johnson added nine points.

Lyon, 'Cats Down UMass on the Road For Second A-10 Win

Sophomore Justine Lyon scored a career-high 34 points and Davidson secured its second Atlantic 10 win by holding off UMass in a 63-59 road win, Feb. 4.

Lyon topped her previous career best from earlier this season by four points, scoring 20 of her 34 in the first two quarters, and helped seal the win by scoring eight of Davidson's final 10 points in the last two minutes. She finished a career-best 9-of-12 from the charity stripe, all coming in the last quarter, while shooting 11-for-20 from the floor overall with a trio of three-balls.

Davidson led for over 35 minutes of the game, holding off the Minutewomen after they tied the game at 43-all in the fourth quarter by using a quick 7-2 run to go up five and never looked back.

Lyon Reaches 30 Again

Justine Lyon's stellar sophomore campaign continued as the sophomore reached the 30-point mark for the second time this season, going off for a career-high 34 points at UMass, Feb. 4. She hit for 20 of those points in the first and second quarter combined. Lyon tied her career-high with 11 made field goals on 20 attempts and set a personal best at the charity stripe by going 9-for-12, all coming in the fourth quarter.

The pair of 30-point outings is the first time dating back to 1992-93, when the women's basketball program was restarted, that a player had twice reached that mark in a single season. Jennifer O'Brien had three 30-point games spanned over four seasons (1996-2000). The last player to hit for 30 points in a season was Dakota Dukes at Wofford, March 2, 2014.

Outstanding Week Gives Lyon A-10 Co-Player of the Week

Justine Lyon was honored by the Atlantic 10 by being named the co-player of the week, Feb. 6. She shared her first collegiate weekly honor with George Washington's Caira Washington. It was also Davidson's first-ever weekly honor in its three years in the A-10.

The Durham, N.C., native had a stellar week in leading Davidson to a 1-1 record, averaging 28 points and 4.5 rebounds a game, while shooting a solid 54.3 percent. She also canned 5-of-13 three-balls and went 13-for-20 at the charity stripe, while adding three assists, two blocks and four steals.

By the numbers ...

- 1,664** Points scored by Davidson for the 2016-17 season, with an average of 57.4 per game.
- 1,143** Career points scored by Mackenzie Latt, who reached the 1,000-point mark last year.
- 1,122** Rebounds recorded by Davidson for the 2016-17 season, averaging 38.7 a game.
- 742** Fans saw the Wildcats during their home Education Day vs. UMass.
- 638** Career rebounds by Mackenzie Latt, ranking ninth all-time.
- 497** Career field goals by Mackenzie Latt, eighth-most all-time in the record books.
- 459** Career points scored by seniors Rachel Piles, Melanie Ransom and Kayla Seymour.
- 456** Points on the season by Justine Lyon, good for ninth-most in a single season.
- 421** Wins all-time in the program's 38-year history. Last year saw the 'Cats win the program's 400th.
- 199** Rebounds pulled in by Mackenzie Latt last year to pace the team.
- 175** Field goals made by Justine Lyon last year, good for seventh-most in a single season.
- 126** Free throws made by Justine Lyon last year, good for fourth-most in a single season.
- 34** Points scored by Justine Lyon at UMass, Feb. 4, a career high and a team season best.
- 25** Assists dished out by Davidson, a season high, in a win vs. Rhode Island, Feb. 11.
- 16** Straight double figure games recorded by Mackenzie Latt, a new personal best.
- 15.7** Points averaged a game by Justine Lyon to pace the team.
- 9** 20-point games registered by Justine Lyon, a personal best.
- 6** Double-doubles registered by Mackenzie Latt last season.

Johnson Dishes Out 10 Dimes, 'Cats have Season-high 25

Junior Chloe Johnson led an unselfish effort at home Feb. 11 in a win vs. Rhode Island by dishing out a career-high 10 assists, while Davidson as a team had a season-best 25 on 30 made field goals.

The 10-assist outing by Johnson was the most by a Wildcat since Barbara Sitton had 11 at home vs. Princeton, Dec. 29, 2010.

Seniors Lead 'Cats to Win vs. Rhode Island on Senior Day

Behind the senior trio of Rachel Piles, Melanie Ransom and Kayla Seymour, Davidson picked up a 74-64 Senior Day win over visiting Rhode Island, Feb. 11. It was the Wildcats' first win of the all-time series as well.

Piles hauled in a team-high seven rebounds to go with a block and three steals. Ransom in her first career start scored eight points and dished out three assists, while Seymour hit a personal-best 4-of-9 shots for a season-high eight points and assisted on four other baskets.

Davidson pulled away with a 15-6 run that spanned the final 2:10 of the third quarter and went to the 6:17 mark in the fourth quarter. Capping the rally off was six straight points by Ransom to turn a 50-43 lead into a 65-49 advantage.

Davidson Caps Home Slate With Thrilling Second Straight A-10 Win

Davidson erased a nine-point fourth-quarter deficit and junior Saadia Timpton hit the game-winner with 14.6 seconds left to give the Wildcats a thrilling 52-51 win in their home finale against Fordham, Feb. 14. It was the Wildcats' second straight win at home vs. Fordham, while also collecting its second consecutive Atlantic 10 overall and at home.

New Season Highs Set in Win Over the Rams

In Davidson's win over Rhode Island, Feb. 11, a 74-64 victory at home, it hit a few new team season highs. The Wildcats 27-point outing in the second quarter topped its previous high by four, while they hauled in a game-high 47 rebounds.

In addition, the 'Cats were very unselfish with the ball, dishing out 25 assists on 30 made field goals to top its previous high of 20 assists vs. High Point. Finally, they used the fast-break to their advantage, matching a season-high with 20 points, which was set vs. High Point earlier this season.

Another 20-Point Outing for Lyon

Sophomore Justine Lyon registered her ninth 20-point outing this year going off for a game-high 25 points at VCU, Feb. 21. The sophomore scored 11 of her points in the four quarter.

Eight of her 20-point outings have come in league games this season. Three times she has gone off for 22 points in games against Fordham, George Mason and Dayton.

RECORD:	OVERALL	HOME	AWAY	NEUTRAL
ALL GAMES	6-23	5-9	1-12	0-2
CONFERENCE	4-12	3-5	1-7	0-0
NON-CONFERENCE	2-11	2-4	0-5	0-2

Date	Opponent	Score		All. High Points	High Rebounds
11/11/16	at Michigan State	34-70	L	3640 (7)ROBINSON, Andrea (7)SPEIGHT, Klanna (7)LYON, Justine	(7)TIMPTON, Saadia (7)LATT, Mackenzie
11/13/16	at Western Michigan	63-76	L	630 (16)SPEIGHT, Klanna	(7)PILES, Rachel
11/16/16	UCF	38-57	L	371 (11)JOHNSON, Chloe	(6)LATT, Mackenzie
11/19/16	RADFORD	40-44	L	572 (10)LATT, Mackenzie	(9)LYON, Justine (9)LATT, Mackenzie
11/21/16	vs TOLEDO	41-78	L	1610 (15)LATT, Mackenzie	(12)ROBINSON, Andrea
11/25/16	vs Idaho St.	58-70	L	1610 (16)LATT, Mackenzie	(5)LATT, Mackenzie (5)WELLING, Ally (9)LATT, Mackenzie
11/30/16	UNCW	58-67	L	316 (14)LATT, Mackenzie	(10)LATT, Mackenzie
12/03/16	at ETSU	56-76	L	654 (15)LYON, Justine	(7)PILES, Rachel
12/07/16	HIGH POINT	W 82-72		322 (20)SPEIGHT, Klanna	(8)LATT, Mackenzie
12/18/16	FURMAN	W 71-61		391 (25)LATT, Mackenzie	(14)LATT, Mackenzie
12/21/16	at Charlotte	79-93	L	745 (30)LYON, Justine	(13)LATT, Mackenzie
12/29/16	MERCER	60-67	L	266 (22)LYON, Justine	(6)LYON, Justine
12/31/16	*SAINT LOUIS	69-106	L	371 (23)LATT, Mackenzie	(8)LATT, Mackenzie (7)TIMPTON, Saadia
01/04/17	*at Fordham	72-85	L	432 (22)LYON, Justine	(11)LATT, Mackenzie
01/07/17	*at Duquesne	51-73	L	485 (18)LATT, Mackenzie	(13)LATT, Mackenzie
01/12/17	*MASSACHUSETTS	60-61	L	742 (19)LYON, Justine	(10)LATT, Mackenzie
01/15/17	*at GW	62-76	L	872 (21)LATT, Mackenzie	(7)LATT, Mackenzie
01/18/17	*GEORGE MASON	W 58-54		321 (22)LYON, Justine	(12)LYON, Justine
01/21/17	*LA SALLE	58-66	L	707 (22)LATT, Mackenzie	(16)PILES, Rachel
01/25/17	*at St. Bonaventure	51-70	L	816 (12)LYON, Justine	(8)LYON, Justine
01/28/17	*RICHMOND	52-61	L	335 (20)LYON, Justine	(7)LATT, Mackenzie
02/01/17	*DAYTON	52-68	L	351 (22)LYON, Justine	(10)LATT, Mackenzie
02/04/17	*at Massachusetts	W 63-59		401 (34)LYON, Justine	(14)ROLAND, Kyla
02/08/17	*at George Mason	55-59	L	433 (14)LYON, Justine	(7)PILES, Rachel
02/11/17	*RHODE ISLAND	W 74-64		567 (26)LYON, Justine	(6)ROBINSON, Andrea
02/14/17	*FORDHAM	W 52-51		473 (22)LYON, Justine	(8)PILES, Rachel
02/18/17	*at Saint Joseph's	54-60	L	553 (23)LYON, Justine	(8)ROBINSON, Andrea
02/21/17	*at VCU	47-54	L	937 (25)LYON, Justine	(6)PILES, Rachel
02/26/17	at Fordham	54-62	L	880 (15)LATT, Mackenzie	(6)ROLAND, Kyla (8)LATT, Mackenzie

* - Conference game

Attendance Summary	Games	Attend	Avg/Game
Home	14	8107	136
Away	13	11487	884
Neutral	2	3220	1610
Total	29	20814	716

<u>C a t e g o r y</u>	<u>h i g h s</u>	<u>l o w s</u>
Points	82, vs. High Point, 12/7/16	34, at Michigan State, 11/11/16
First Half Points	40, vs. Rhode Island, 2/11/17	10, at Michigan State, 11/11/16
Second Half Points	49, at Charlotte, 12/21/16	21, vs. UCF, 11/16/16
Largest Halftime Lead/Deficit	+6, vs. La Salle, 1/21/17	-21, at St. Bonaventure, 1/25/17
Largest Win/Loss Margin	+10, three times	-37, vs. Saint Louis, 12/31/16
Field Goals Made	31, vs. Saint Louis, 12/31/16	14, at Michigan State, 11/11/16
	at Charlotte, 12/21/16	
Field Goals Attempted	72 vs. La Salle, 1/21/17	50, at VCU, 2/21/17
Field Goal Percentage	.483 (29-60), vs. High Point, 12/7/16	.230 (14-61), at Mich. State, 11/11/16
Three-Pointers Made	8, vs. High Point, 12/7/16	0, twice
Three-Pointers Attempted	21, at Charlotte, 12/20/16	4, vs. Radford, 11/19/16
Three-Point Pct. (min. 10 att.)	.471 (8-17), High Point, 12/7/16	.000 (0-7) vs. La Salle, 1/21/17
Free Throws Made	16, at UMass, 2/4/17	4, at Michigan State, 11/11/16
Free Throws Attempted	31, vs. High Point, 12/7/16	11, three times
Free Throw Percentage	.909 (10-11), at Duquesne, 1/7/17	.364 (4-11), at Mich. State, 11/11/16
Rebounds	47, vs. Rhode Island, 2/11/17	30, vs. Idaho State, 11/25/16
Assists	25, vs. Rhode Island, 2/11/17	5, vs. Radford, 11/19/16
Turnovers	26, vs. UCF, 11/16/16	8, at Rhode Island, 1/23/16
Blocked Shots	7, vs. Furman, 12/18/16	0, twice
Steals	15, at Michigan State, 11/11/16	3, three times
Personal Fouls	30, at Saint Louis, 2/15/16	13, twice

2016-17 t o p i n d i v i d u a l r e g u l a r - s e a s o n p e r f o r m a n c e s

Points		Double-Doubles
34	Justine Lyon at UMass	2/4/17
30	Justine Lyon at Charlotte	12/21/16
28	Mackenzie Latt at Charlotte	12/21/16
26	Justine Lyon vs. Rhode Island	2/11/17
25	Justine Lyon at VCU	2/21/17
25	Mackenzie Latt vs. Furman	12/18/16
		6 Mackenzie Latt —
		12/3 at ETSU (132 pts/10 rbs)
		12/21 at Charlotte (28 pts/14 rbs)
		12/29 vs. Mercer (12 pts/13 rbs)
		1/7 at Duquesne (18 pts/11 rbs)
		1/12 vs. UMass (14 pts/13 rbs)
		1/15 at George Washington (21 pts/10 rbs)
r e b o u n d s		
16	Rachel Piles at St. Bonaventure	1/25/17
14	Kyla Roland at George Mason	2/8/17
14	Mackenzie Latt at Charlotte	12/21/16
Blo c k e d s h o t s		
4	Rachel Piles at Saint Joseph's	2/18/17
3	Rachel Piles vs. Mercer	12/29/16
3	Justine Lyon vs. Furman	12/18/16
3	Mackenzie Latt at ETSU	12/3/16
a s s i s t s		
10	Chloe Johnson vs. Rhode Island	2/11/17
9	Chloe Johnson vs. Furman	12/18/16
s t e a l s		
9	Mackenzie Latt vs. La Salle	1/21/17
6	Mackenzie Latt vs. George Mason	1/18/17

RECORD:	OVERALL	HOME	AWAY	NEUTRAL
ALL GAMES	6-23	5-9	1-12	0-2
CONFERENCE	4-12	3-5	1-7	0-0
NON-CONFERENCE	2-11	2-4	0-5	0-2

#	Player	gp-gs	min	avg	Total		3-Point		F-Throw		Rebounds				pf	dq	a	to	blk	stl	pts	avg
					fg-fga	fg%	3fg-fga	3fg%	ft-fa	ft%	off	def	tot	avg								
05	LYON, Justine	29-27	919	31.7	175-396	.442	21-72	.292	85-126	.675	51	90	141	4.9	66	1	44	70	11	48	456	15.7
41	LATT, Mackenzie	27-27	889	32.9	156-365	.427	4-10	.400	53-74	.716	53	146	199	7.4	68	1	42	63	27	48	369	13.7
00	SPEIGHT, Kianna	7-7	182	27.4	26-81	.286	15-63	.238	6-10	.600	7	8	15	2.1	15	0	8	13	1	9	73	10.4
21	JOHNSON, Chloe	28-19	725	25.9	86-222	.387	15-48	.313	27-35	.771	10	61	71	2.5	79	4	110	102	6	22	214	7.6
03	ROBINSON, Andrea	29-6	421	14.5	38-105	.362	0-1	.000	34-65	.523	29	49	78	2.7	78	7	6	31	2	19	110	3.8
42	WELLING, Ally	28-4	343	12.3	32-85	.376	0-0	.000	22-32	.688	29	81	90	3.2	35	0	12	29	8	6	86	3.1
32	RANSOM, Melanie	29-1	389	12.7	30-139	.216	15-77	.195	9-13	.692	10	29	39	1.3	32	0	15	15	2	12	84	2.9
13	ROLAND, Kyla	27-0	292	10.8	28-70	.371	0-0	.000	23-38	.605	23	45	68	2.5	58	3	7	29	8	10	75	2.8
02	TIMPTON, Saadia	28-14	644	23.0	27-92	.293	0-0	.000	22-42	.524	53	65	118	4.2	66	1	39	41	0	25	76	2.7
24	PILES, Rachel	29-25	453	15.6	31-88	.352	0-0	.000	9-22	.409	37	77	114	3.9	60	0	23	30	24	21	71	2.4
01	SEYMOUR, Kayla	28-15	555	19.9	21-85	.247	3-34	.088	5-11	.455	7	40	47	1.7	36	1	54	46	1	11	50	1.8
Team											66	76	142					17				
Total.....		29	5003		646-1730	.373	73-305	.239	295-468	.630	375	747	1122	38.7	591	18	361	486	90	231	1664	57.4
Opponents.....		29	5002		678-1710	.395	190-582	.326	420-588	.714	372	789	1161	40.0	499	-	416	453	88	243	1966	67.8

Score by Periods	1st	2nd	3rd	4th	Totals
Davidson	347	398	428	491	1664
Opponents	436	466	529	535	1966

RECORD:	OVERALL	HOME	AWAY	NEUTRAL
ALL GAMES	4-12	3-5	1-7	0-0
CONFERENCE	4-12	3-5	1-7	0-0
NON-CONFERENCE	0-0	0-0	0-0	0-0

#	Player	gp-gs	min	avg	Total		3-Point		F-Throw		Rebounds				pf	dq	a	to	blk	stl	pts	avg
					fg-fga	fg%	3fg-fga	3fg%	ft-fa	ft%	off	def	tot	avg								
05	LYON, Justine	16-16	557	34.8	121-268	.451	16-59	.271	54-78	.692	27	53	80	5.0	34	0	26	36	7	28	312	19.5
44	LATT, Mackenzie	14-14	448	32.0	75-169	.444	3-5	.600	24-31	.774	22	74	96	6.9	31	1	26	27	12	28	177	12.6
21	JOHNSON, Chloe	15-10	370	24.7	47-117	.402	5-23	.217	13-16	.813	7	31	38	2.5	35	1	59	50	2	9	112	7.5
13	ROLAND, Kyla	15-0	195	13.0	20-56	.357	0-0	.000	20-32	.625	20	30	50	3.3	36	3	5	19	6	7	60	4.0
03	ROBINSON, Andrea	16-3	226	14.1	18-61	.295	0-0	.000	20-37	.541	15	22	37	2.3	44	5	2	18	1	10	56	3.5
32	RANSOM, Melanie	16-1	259	16.2	21-83	.253	8-41	.195	6-7	.857	7	19	26	1.6	23	0	9	13	1	5	56	3.5
42	WELLING, Ally	16-0	187	11.7	18-50	.360	0-0	.000	10-18	.556	17	27	44	2.8	20	0	6	15	5	3	46	2.9
02	TIMPTON, Saadia	16-12	406	25.4	16-54	.296	0-0	.000	12-15	.800	25	40	65	4.1	36	0	29	25	0	18	44	2.8
24	PILES, Rachel	16-16	252	15.8	19-57	.333	0-0	.000	1-6	.167	18	46	64	4.0	32	0	12	11	11	8	39	2.4
01	SEYMOUR, Kayla	16-8	300	18.8	13-48	.271	1-17	.059	1-2	.500	5	20	25	1.6	15	0	29	20	1	4	28	1.8
Team											37	43	80					9				
Total.....		16	3200		368-963	.382	33-145	.228	161-242	.665	200	405	605	37.8	306	10	203	243	46	120	930	58.1
Opponents.....		16	3201		375-942	.398	104-324	.321	221-301	.734	203	427	630	39.4	260	-	241	243	49	121	1075	67.2

Score by Periods	1st	2nd	3rd	4th	Totals
Davidson	193	257	228	252	930
Opponents	250	254	273	298	1075

Davidson W. Basketball Davidson Team Game-by-Game Comparison (as of Sep 04, 2012) All games

Opponent	1st	2nd	Score	Mar	Total FG	FG Pct	3-Pointers	3FG Pct	Free Throws	FT Pct	Rebounds	Assist	T/Over	Block	Steal	Fouls
Clemson	27/34	35/38	62-72	(10)	23-61/28-65	.377/.431	5-14/4-8	.357/.500	11-18/12-16	.611/.750	43/38	+5	9/20	26/20	3/4	12/18
MERCER	39/21	36/39	75-60	+15	28-47/25-72	.596/.347	0-1/5-17	.000/.294	19-34/5-6	.559/.833	41/33	+8	16/8	25/22	6/4	15/16
High Point	36/40	33/42	69-82	(13)	29-62/31-59	.468/.525	4-13/4-7	.308/.571	7-12/16-23	.583/.696	35/35	-	23/18	24/18	3/8	11/17
GARDNER-WEBB	37/21	30/25	67-46	+21	26-54/17-52	.481/.327	3-12/4-15	.250/.267	12-23/8-13	.522/.615	38/34	+4	20/7	18/23	5/2	15/12
Princeton	21/30	23/23	44-53	(9)	18-52/21-64	.346/.328	2-6/3-13	.333/.231	6-10/8-18	.600/.444	37/49	(12)	9/12	24/20	5/7	13/14
Duquesne	33/39	20/45	53-84	(31)	22-49/32-66	.449/.485	3-8/5-19	.375/.263	6-9/15-20	.667/.750	33/32	+1	13/17	32/15	4/1	5/21
WINTHROP	33/28	47/37	80-65	+15	30-61/23-69	.492/.333	5-17/6-22	.294/.273	15-25/13-14	.600/.929	37/45	(8)	16/9	16/23	4/0	6/10
Western Carolina	34/20	30/26	64-46	+18	23-58/20-57	.397/.351	1-9/4-9	.111/.444	17-25/2-6	.680/.333	39/39	-	7/6	13/22	2/4	17/10
COLL. OF CHARLESTON	27/13	29/26	56-39	+17	21-49/15-47	.429/.319	4-12/1-9	.333/.111	10-12/8-14	.833/.571	28/37	(9)	13/6	20/25	5/2	13/9
GEORGIA SOUTHERN	38/22	34/26	72-48	+24	24-58/16-47	.414/.340	6-12/2-5	.500/.400	18-24/14-18	.750/.778	35/36	(1)	16/5	11/20	4/2	16/6
Radford	44/32	37/36	81-68	+13	26-54/25-62	.481/.403	3-8/9-16	.375/.563	26-35/9-12	.743/.750	39/30	+9	18/14	17/21	4/1	8/15
Wake Forest	32/30	34/38	66-68	(2)	23-53/26-68	.434/.382	3-7/5-14	.429/.357	17-20/11-16	.850/.688	44/31	+13	11/14	24/9	8/4	6/11
ELON	41/33	34/33	75-66	+9	28-65/25-60	.431/.417	6-16/9-22	.375/.409	13-20/7-8	.650/.875	44/35	+9	10/12	15/18	3/3	13/5
Furman	30/20	31/30	61-50	+11	21-52/17-64	.404/.266	5-11/2-11	.455/.182	14-21/14-19	.667/.737	39/47	(8)	12/9	21/21	7/1	10/10
Wofford	34/32	25/31	59-63	(4)	23-59/23-56	.390/.411	5-11/6-13	.455/.462	8-15/11-19	.533/.579	41/40	+1	10/11	17/18	6/2	9/8
WESTERN CAROLINA	32/25	26/20	58-45	+13	18-58/16-54	.310/.296	4-18/3-15	.222/.200	18-21/10-16	.857/.625	44/39	+5	7/6	9/15	7/2	9/4
Appalachian State	19/24	36/28	55-52	+3	19-56/18-67	.339/.269	3-10/1-9	.300/.111	14-21/15-23	.667/.652	47/45	+2	10/8	21/15	8/6	5/11
SAMFORD	35/24	30/49	65-73	(8)	22-60/24-46	.367/.522	7-15/7-14	.467/.500	14-18/18-25	.778/.720	36/28	+8	10/16	15/12	3/4	4/6
CHATTANOOGA	25/27	31/25	56-52	+4	22-67/20-55	.328/.364	5-13/3-17	.385/.176	7-10/9-13	.700/.692	45/40	+5	14/8	11/14	6/1	8/7
FURMAN	29/26	49/31	78-57	+21	34-61/24-71	.557/.338	2-6/3-13	.333/.231	8-16/6-11	.500/.545	39/44	(5)	20/6	16/19	11/1	12/8
Coll. of Charleston	24/4	22/19	46-23	+23	15-58/6-60	.259/.100	5-15/1-13	.333/.077	11-19/10-19	.579/.526	54/54	-	12/5	18/20	5/5	11/9
Georgia Southern	43/24	26/38	69-62	+7	24-57/22-58	.421/.379	5-15/9-20	.333/.450	16-21/9-10	.762/.900	38/36	+2	15/13	16/20	5/3	10/5
UNCG	35/22	36/30	71-52	+19	28-54/19-71	.519/.268	6-15/4-10	.400/.400	9-12/10-11	.750/.909	42/38	+4	16/6	13/7	6/2	4/5
Elon	28/22	50/29	78-51	+27	30-66/22-59	.455/.373	4-11/4-19	.364/.211	14-20/3-4	.700/.750	43/35	+8	13/8	14/21	4/7	13/4
UNCG	38/20	20/29	58-49	+9	21-54/20-65	.389/.308	3-13/3-12	.231/.250	13-18/6-10	.722/.600	43/39	+4	10/8	19/18	3/6	13/17
APPALACHIAN STATE	26/17	35/37	61-54	+7	20-46/23-70	.435/.329	4-10/2-15	.400/.133	17-26/6-8	.654/.750	35/42	(7)	11/12	15/12	5/1	6/11
WOFFORD	29/17	34/22	63-39	+24	25-62/12-53	.403/.226	2-8/3-14	.250/.214	11-18/12-16	.611/.750	49/33	+16	10/5	18/17	1/3	10/9
Chattanooga	25/23	23/32	48-55	(7)	21-57/21-58	.368/.362	1-7/6-15	.143/.400	5-10/7-11	.500/.636	43/35	+8	6/10	16/8	3/0	3/11
Samford	19/19	33/20	52-39	+13	16-39/13-51	.410/.255	1-6/7-20	.167/.350	19-27/6-9	.704/.667	41/27	+14	8/9	20/13	6/3	10/11
Wofford	31/23	38/35	69-58	+11	20-65/22-55	.308/.400	4-10/3-20	.400/.150	25-29/11-14	.862/.796	42/35	+7	15/6	16/24	3/3	12/10
Samford	16/36	35/26	51-62	(11)	17-62/18-45	.274/.400	2-21/7-20	.095/.350	15-21/19-25	.714/.760	40/37	+3	6/8	15/20	2/3	11/9
James Madison	20/24	29/40	49-64	(15)	20-73/24-60	.274/.400	1-10/4-14	.100/.286	8-15/12-17	.533/.706	39/56	(17)	7/13	12/22	2/9	10/7

Note: Game totals are displayed in the format TEAM/OPPONENT for each category

Davidson College Joins Atlantic 10 Conference



DAVIDSON, N.C. – Davidson College officially joined the Atlantic 10 Conference, July 1, 2014, as announced by the league as well as President Carol Quillen. Davidson had released a statement May 8, 2013 it would be joining the A-10 for the 2014-15 season.

"Davidson is thrilled to join the Atlantic 10 Conference to compete alongside some of the most dynamic Division I student-athletes in the country," Quillen said. "Our athletic teams – from men's basketball to women's lacrosse, from men's swimming to women's tennis – are ready for this new opportunity and we have the greatest confidence they will succeed."

According to most recent NCAA graduation rates, the Atlantic 10 ranked second among all Division I conferences, with 90 percent of their student-athletes graduating.

"The Atlantic 10 is a conference that gives Davidson the opportunity to be associated with and compete against institutions with significant profiles, both academically and athletically, while we continue to establish our national brand. This is a great opportunity to use athletics to further the goals and objectives of the college as we enhance the experience of our students," said Director of Athletics Jim Murphy.

The geographic footprint of the Atlantic 10 Conference covers eight different states and the District of Columbia for a total population of 75.3 million people (2010 Census). The move will allow 19 of Davidson's 21 sports to compete in the A-10, with the exception of football and wrestling. Football will remain in the Pioneer Football League which hosts non-scholarship programs, while wrestling will seek to continue its affiliation with the Southern Conference.

Davidson had been a member of the Southern Conference, which it first joined in 1936, before announcing its move to the A-10.

"Davidson is an ideal fit for the Atlantic 10 – as a nationally recognized academic institution complimented by excellence in a broad-based athletic program – the Wildcats will be competitive immediately. Their success in men's basketball is important, bringing another nationally recognized brand into the league," stated A-10 Commissioner Bernadette V. McGlade. "It is my pleasure to welcome Davidson's administration, their student-athletes, staff, alumni and fans to the Atlantic 10 Conference. They will maintain our presence in the Charlotte market, one of the top 25 media markets in the country, and reinforce our commitment to national prominence in men's basketball."

... the official announcement from the A-10, July 1, 2014...

Atlantic 10 Officially Welcomes Davidson College

NEWPORT NEWS, Va.— The Atlantic 10 Conference officially welcomed Davidson College as its 14th member Tuesday, just over one year after the A-10 Council of Presidents unanimously voted to formally accept the school's application for membership. A prestigious private institution in Davidson, N.C., the Wildcat athletic program sponsors 19 of the Atlantic 10's 21 championship sports.

Located just north of Charlotte within the Atlantic 10 footprint, the Wildcats have a tradition of excellence in intercollegiate athletics led by men's basketball, a successful women's basketball program and strong Olympic sports programs. Consistently ranked in the top ten of the best Liberal Arts schools in the United States, Davidson's academic programs are among the best in the nation.

"All of us in the Atlantic 10 are delighted to add such an academically distinguished and athletically competitive institution to our conference," Chair of the A-10 Council of Presidents and President of The George Washington University Dr. Steven Knapp said in May of 2013 regarding the announcement that Davidson would join the Atlantic 10.

Davidson has made 11 appearances in the NCAA Men's Basketball Championship, including five since 2002. The Wildcats, behind long-time coach Bob McKillop and All-American sharpshooter Stephen Curry, made a run to the 2008 Elite Eight. Additionally, 10 Olympic sports in the A-10 have automatic qualifying (AQ) status for the NCAA Championships. The league has also earned six at-large Olympic-sport selections to the NAAs in the last two years. Davidson has a history of success in Olympic sports, including a run to the men's soccer College Cup.

A hallmark of the Atlantic 10 Conference is its academic reputation. The league ranks second among all Division I conferences in the most recent NCAA graduation rates (GSR) with an incredible 90 percent of student-athletes graduating. Davidson had 14 teams achieve perfect GSR rates last fall and nearly all of its teams achieved a 990 or better in the Academic Progress Rate (APR).

The move will also allow Davidson to have a home for its swimming & diving, field hockey and women's lacrosse programs within the school's primary conference affiliation in the A-10. This affords the Wildcat programs the opportunity to grow the brand recognition for those sports and contributes to the overall success of the Davidson athletics.



DAYTON FLYERS
Location: Dayton, Ohio
Founded: 1850
Enrollment: 7,900
Type: Private

Joined A-10: 1995
Nickname: Flyers
Sports Teams: 18

Notable Athletic Accomplishments: 1967 NCAA Men's Basketball Championship finalists; 2014 NCAA Men's Basketball Elite Eight (pictured on homepage); 1962, 1968 and 2010 NIT Champions; 1980 AIAW Division II Women's Basketball National Champions. Defending women's soccer and women's basketball A-10 regular season champions.



DUQUESNE DUKES
Location: Pittsburgh, Pa.
Founded: 1878
Enrollment: 8,558
Type: Private

Joined A-10: 1976 (charter)
Nickname: Dukes
Sports Teams: 16

Notable Athletic Accomplishments: 1955 Men's Basketball NIT Tournament Champions; 1940 NCAA Men's Basketball Final Four; 1952 NCAA Men's Basketball Elite Eight. Defending women's cross country and volleyball (regular and tournament) A-10 champions.



FORDHAM RAMS
Location: Bronx, N.Y.
Enrollment: 8,427
Type: Private
Founded: 1841

Joined A-10: 1995
Nickname: Rams
Mascot: The Ram
Teams: 23

Notable Athletic Accomplishments: 1929 National Champions in Football; four NCAA Men's Basketball tournament appearances and 16 NIT appearances; first college baseball program to play according to modern rules. Defending women's basketball A-10 tournament champions.



GEORGE MASON
Location: Fairfax, Va.
Founded: 1972
Enrollment: 32,562
Type: Public

Joined A-10: 2013
Nickname: Patriots
Sports Teams: 22

Notable Athletic Accomplishments: 1985 NCAA Women's Soccer National Championship; 1996 NCAA Men's Indoor Track & Field National Championship; 2006 NCAA Men's Basketball Final Four. Defending A-10 men's soccer tournament, women's indoor track & field, women's outdoor track & field and baseball tournament champions.



GEORGE WASHINGTON
Location: Washington, D.C.
Founded: 1821
Enrollment: 25,000
Type: Private

Joined A-10: 1976 (charter) joined the Atlantic 10
Nickname: Colonials
Sports Teams: 27

Notable Athletic Accomplishments: 1993 NCAA Men's Basketball Sweet 16. Defending A-10 men's tennis champions.



LA SALLE EXPLORERS
Location: Philadelphia, Pa.
Founded: 1863
Enrollment: 4,773
Type: Private

Joined A-10: 1995
Nickname: Explorers
Sports Teams: 22

Notable Athletic Accomplishments: 1952 Men's Basketball NIT Championship, 1954 NCAA Men's Basketball Tournament Championship, 1955 NCAA Men's Basketball Tournament Finalists, 1980 AIAW Field Hockey National Championship, 2013 NCAA Men's Basketball Sweet 16. Defending A-10 Champions in men's cross country and women's soccer (tournament).



MASSACHUSETTS MINUTEMEN
Location: Amherst, Mass.
Founded: 1863
Enrollment: 28,518
Type: Public

Joined A-10: 1976 (charter)
Nickname: Minutemen/Minutewomen
Sports Teams: 21

Notable Athletic Accomplishments: 1998 NCAA I-AA Football National Champions, 1978 and 2006 NCAA I-AA Football Finalists, 1982 NCAA Women's Lacrosse National Champions, 1979 USWLA Women's Lacrosse National Finalists, 1978, 1983 and 1984 National Women's Lacrosse Semifinalists, 1981 NCAA Field Hockey National Finalists, 1983, 1987 and 1992 NCAA Field Hockey Final Four, 1954 and 1969 NCAA Baseball College World Series, 1995 NCAA Men's Basketball Elite Eight, 1992 NCAA Men's Basketball Sweet Sixteen, 1983, 1984, 1985, 1986, 1987 (finalists) and 1993 NCAA Women's Soccer College Cup, 2007 NCAA Men's Soccer College Cup, 2006 NCAA Men's Lacrosse National Finalists, 1978, 1980, 1992, 1997 and 1998 Softball College World Series. Defending A-10 champions in field hockey and lacrosse (regular season and tournament).



RHODE ISLAND RAMS
Location: Kingston, R.I.
Founded: 1892
Enrollment: 15,800
Type: Public

Joined A-10: 1980
Nickname: Rams
Sports Teams: 18

Notable Athletic Accomplishments: 1941 NCAA Men's Cross Country Champions, 1945 NIT Semifinalists, 1988 NCAA Men's Basketball Sweet 16, 1998 NCAA Men's Basketball Elite Eight. Defending A-10 champions in men's indoor track & field and outdoor track & field.



RICHMOND SPIDERS
Location: Richmond, Va.
Founded: 1830
Enrollment: 3,000
Type: Private

Joined A-10: 2001
Nickname: Spiders
Sports Teams: 17

Notable Athletic Accomplishments: 2002 NCAA Baseball Super Regional, 1988 and 2011 NCAA Men's Basketball Sweet 16. Defending A-10 champions in women's swimming & diving (have won 12 out of the last 13).



ST. BONAVENTURE BONNIES
Location: St. Bonaventure, N.Y.
Founded: 1858

Enrollment: 1,750
Type: Private
Joined A-10: 1979
Nickname: Bonnies
Sports Teams: 14

Notable Athletic Accomplishments: 1970 NCAA Men's Basketball Final Four, 1977 Men's Basketball NIT Champions, 2012 NCAA Women's Basketball Sweet 16. Defending A-10 champions in men's swimming & diving.



SAINT JOSEPH'S HAWKS
Location: Philadelphia, Pa.
Founded: 1851
Enrollment: 4,670
Type: Private

Joined A-10: 1982
Nickname: Hawks
Sports Teams: 20

Notable Athletic Accomplishments: 1961 NCAA Men's Basketball Final Four; 1963, 1981 and 2004 NCAA Men's Basketball Elite Eight (pictured on homepage); 1959, 1960, 1962, 1965, 1966, 1997 NCAA Men's Basketball Sweet 16.



SAINT LOUIS BILLIKENS
Location: St. Louis, Mo.
Founded: 1818
Enrollment: 13,505
Type: Private

Joined A-10: 2005
Nickname: Billikens
Teams: 18

Notable Athletic Accomplishments: 1959, 1960, 1962, 1963, 1965, 1967, 1969, 1970, 1972 and 1973 NCAA Men's Soccer National Champions (10 – the most in NCAA Men's Soccer History); 1948 NIT Champions, 1952 NCAA Men's Basketball Elite Eight, 1957 NCAA Men's Basketball, Sweet Sixteen; 1965 Baseball College World Series. Defending A-10 Champions in men's soccer (regular season), men's basketball (regular season) and baseball (regular season).



VIRGINIA COMMONWEALTH RAMS
Location: Richmond, Va.
Founded: 1838
Enrollment: 31,752
Type: Public

Joined A-10: 2012
Nickname: Rams
Teams: 17 (with addition of women's lacrosse in 2015-16)

Notable Athletic Accomplishments: 2000 NCAA Men's Tennis Finalists, 2011 NCAA Men's Basketball Final Four; 2004 NCAA Men's Soccer Quarterfinals. Defending women's tennis and men's golf champions.

It was a new era for most of Davidson College sports as it moved to the Atlantic 10 for the 2014-15 after a 74-year run in the Southern Conference (1936-88, 1991-2013).

"Davidson is thrilled to join the Atlantic 10 Conference to compete alongside some of the most dynamic Division I student-athletes in the country," Quillen said. "Our athletic teams – from men's basketball to women's lacrosse, from men's swimming to women's tennis – are ready for this new opportunity and we have the greatest confidence they will succeed."

According to most recent NCAA graduation rates, the Atlantic 10 ranked second among all Division I conferences, with 90 percent of their student-athletes graduating.

"The Atlantic 10 is a conference that gives Davidson the opportunity to be associated with and compete against institutions with significant profiles, both academically and athletically, while we continue to establish our national brand. This is a great opportunity to use athletics to further the goals and objectives of the college as we enhance the experience of our students," said Director of Athletics Jim Murphy.

The geographic footprint of the Atlantic 10 Conference covers eight different states and the District of Columbia for a total population of 75.3 million people (2010 Census).

The move allows 19 of Davidson's 21 sports to compete in the A-10, with the exception of football and wrestling. Football will remain in the Pioneer Football League which hosts non-scholarship programs, while wrestling will seek to continue its affiliation with the Southern Conference.



THE ATLANTIC 10

Location: Newport News, Va.

Founded: 1976 (as Eastern Collegiate Basketball League)

Full members (14): Davidson, Dayton, Duquesne, Fordham, George Mason, George Washington, La Salle, Massachusetts, Rhode Island, Richmond, St. Bonaventure, Saint Joseph's, Saint Louis, VCU

Associate members in field hockey (2): Lock Haven, Saint Francis

Former members (10): Butler (2012-13), UNC Charlotte (2005-13), Penn State (1976-82, 1979-91), Pittsburgh (1976, 1982), Rutgers (1976-95), Temple (1982-13), Villanova (1976-80), Virginia Tech (1995-2000), West Virginia (1976-95), Xavier (1995-2013)

Sports: 21 (Davidson competes in all except softball and rowing)

Fun Facts (including Davidson): Seven schools have football teams in five different conferences ... 10 of the schools are private, and seven of those have a Catholic affiliation ... Four schools are named after saints and three after Revolutionary War heroes ... Three schools are located in Pennsylvania, three in Virginia and two in New York.



Atlantic 10
11827 Canon Blvd., Suite 200
Newport News, Va. 23606
Phone: 757-706-3040
Fax: 757-706-3042
www.atlantic10.com

the a-10 at a glance

Commissioner Bernadette V. McGlade
Senior Assoc. Commissioners ... Debbie Richardson
Associate Commissioners Jackie Campbell
..... Jay DeFrusco
..... Mike Vest
Assistant Commissioners Jill Redmond
..... Lucas Feller
Asst. Comm./Director of Finance Sue Bergen
Director of Compliance Henry Archuleta
Dir. of Media Relations/Comm. Drew Dickerson
Director of Advanced Media Caitlin Bonner
Director of Operations Tom Waterman
Director of Administration Beth Bradley

davidson's a-10 championships

Men's Basketball 2014

Plain type denotes regular season title.

davidson's socon championships

Baseball 1985
Men's Basketball 1964, 1965, 1966, 1968, 1969, 1970, 1971, 1972, 1973, 1981, 1986, 1996, 1997, 1998, 2002, 2003, 2004, 2005, 2006, 2007, 2008, 2009, 2012, 2013
Women's Basketball 2012
Women's Cross Country 2003, 2005
Football 1969
Men's Golf 1954, 1960, 1966, 1967, 1968
Men's Soccer 1968, 1969, 1970, 1971, 1983, 1992, 1994, 1995, 2003, 2005
Women's Soccer 1994, 1995, 1996, 2005, 2009
Men's Tennis 1954, 1955, 1965, 1966, 1967, 1968, 1970, 1971, 1973
Volleyball 1999, 2000

Plain type denotes regular season title.

Boldface denotes tournament title.

Italicized boldface denotes regular season and tournament title.

all-time a-10 Membership

Davidson 2014--present
Dayton 1995-present
Duquesne! 1976-1992, 1993-present
Fordham 1995-present
George Mason 2013-present
George Washington! 1976-present
La Salle 1995-present
Massachusetts^! 1976-present
Rhode Island^ 1980-present
Richmond^ 2001-present
St. Bonaventure 1979-present
Saint Joseph's 1982-present
Saint Louis 2005-present
VCU 1838-present
Lock Haven (assoc.)* 2010-present
Saint Francis (assoc.)* 2013-present
Butler 2012-13
Charlotte 2005-13
Penn State! 1976-79, 1982-1991
Pittsburgh! 1976-1982
Rutgers! 1976-1995
Temple 1982-2013
Villanova 1976-1980, 1988-2006#
Virginia Tech 1995-2000
West Virginia! 1976-1995
Xavier 1995-2003
Boston# 1973-1997
Connecticut# 1947-1999
Delaware# 1986-2006
Hofstra# 2001-2006
James Madison# 1993-2006
Maine# 1947-2006
New Hampshire# 1947-2006
Northeastern# 1993-2006
Towson# 2004-2006
William & Mary# 1993-2006

^ - denotes football only from 1997-2006

* - denotes assoc. member for Field Hockey

- denotes football only

!- denotes founding members of the A-10



The Atlantic 10 office is located in Newport News, Va. and has 14 members after Davidson joined for the 2014-15 season.

On March 2, 1975, the idea of what is now the Atlantic 10

Conference was conceived. What started as an eight-school, men's basketball-only affiliation has grown into a 14-university, 21-sport league that is universally hailed as one of the best conferences in the country, and celebrated its 40th anniversary in 2015-16.

That growth and prominence is a direct result of the ideals and commitments of the member institutions of the Atlantic 10 – Davidson College, The University of Dayton, Duquesne University, Fordham University, George Mason University, The George Washington University, La Salle University, University of Massachusetts, University of Rhode Island, University of Richmond, St. Bonaventure University, Saint Joseph's University, Saint Louis University and Virginia Commonwealth University.

The Atlantic 10 was proactive in navigating sweeping conference realignment over the last few years, adding Davidson College, George Mason University and Virginia Commonwealth University. The additions have proven successful with all three institutions winning regular season and tournament championships. The league continues to draw national praise for its decisions during conference realignment in selecting strong academic institutions with basketball-centric, robust athletic programs. The 14 member institutions of the A-10 are united and strengthened by their diversity. Each is extraordinary in its educational mission, whether of a Catholic faith, a private university or a land grant institution. The varied pursuits of each member prove that there are many threads that weave the fabric for a great conference.

The A-10

The Atlantic 10 Conference, with a total population of over 76.5 million people within its geographic footprint of eight states and the District of Columbia, will crown champions in 21 sports this year: baseball, men's and women's basketball, men's and women's cross country, field hockey, men's golf, women's lacrosse, men's and women's indoor and outdoor track & field, women's rowing, men's and women's soccer, softball, men's and women's swimming & diving, men's and women's tennis, and women's volleyball.

The presidents and chancellors of Atlantic 10 institutions, in conjunction with Atlantic 10 Commissioner Bernadette

V. McGlade, have made a strong commitment to making the academic and athletics equation a successful one. Over the years, the league membership has strived to better recognize the academic accomplishments of its student-athletes. The Commissioner's Honor Roll, which cites every Atlantic 10 student-athlete with a 3.5 grade point average or better, recognized 3,029 student-athletes in 2014-15, a record for a 14-team A-10. The league sponsors Academic All-Conference teams in each of its sports and honors two student-athletes as the A-10 Scholar-Athletes of the Year. Moreover, the Atlantic 10 provides \$70,000 in postgraduate scholarships awards to 14 student-athletes, one from each campus.

The Atlantic 10 Conference annually earns high marks in the NCAA Academic metrics. This includes graduating its student-athletes at an 89 percent rate according to the NCAA's most recent Graduation Success Rate (GSR) figures, five percentage points higher than the national average. There were 90 A-10 teams with a perfect 1000 GSR score in the NCAA's 2014 most recent report. The league also had an average Academic Progress Rate (APR) of 985 in 2015, seven points higher than the national average. A record 60 teams were singled out for public recognition for their APR scores by the NCAA this past spring. There were 51 teams with a perfect APR score of 1000 and another 71 teams that scored a 990 in the 2015 report.

Success on the playing field has mirrored the A-10's classroom prowess, with the league earning NCAA postseason bids in each of its 21 sports, including two men's soccer bids and 11 men's and women's basketball bids in 2014-15. Dayton women's basketball made a run to the Elite Eight, challenging eventual national champion UConn in the process, while VCU baseball advanced to the 2015 NCAA Super Regionals as did Davidson baseball in 2017.

Women's Basketball 2015-16 In Review

George Washington captured its second consecutive conference title after defeating third-seeded Duquesne in the 2016 Atlantic 10 Championship final at the Richmond Coliseum, earning the league's automatic bid to the NCAA Tournament. Duquesne, which made its first-ever appearance in the NCAA Tournament in 2016, received an at-large bid and advanced to the second round after defeating Seton Hall. St. Bonaventure also received an at-large bid to the field of 64. The Bonnies defeated Oklahoma State in round one.

At the conclusion of the 2015-16 season, the A-10 was eighth out of 32 conferences in the final RPI rankings. Six teams finished ranked among the top 100 programs, led by Duquesne who finished with the 19th best RPI in the nation.

A-10 NCAA HISTORY

- The Atlantic 10 has had three or more teams in the NCAA Tournament in seven of the last 10 years.

- In 1989, a league-high four teams represented the Atlantic 10 in the NCAA Tournament.

- Of the A-10's active members, George Washington boasts the most NCAA Tournament selections with 17 and is followed closely by Saint Joseph's (13).

A-10 WNIT HISTORY

- The A-10 has received at least one bid to compete in the WNIT for 17-straight years. Atlantic 10 teams have compiled a record of 55-69 (.444) in the WNIT after Fordham, Saint Louis, George Washington, Saint Joseph's and Duquesne went a combined 2-5 in the 2016-17 WNIT. The Atlantic 10 has received five bids to the WNIT in seven of the last 10 years.

Saint Louis reached the third round in the 2015-16 WNIT, while GWU reached the third round in 2013-14 with a pair of postseason wins for the first time since 2008.

2016-17 final atlantic 10 standings

Team	Conference			Overall			Home	Road	Neutral	L10	Streak
	W	L	Pct.	W	L	Pct.					
Dayton ^{1, 2 - NCAA}	13	3	.813	22	10	.688	8- 3	8- 4	6-3	7-3	L1
George Washington ^{WNIT}	13	3	.813	20	10	.667	11- 3	7- 5	2-2	7-3	L2
Saint Louis ^{WNIT}	12	4	.750	25	9	.735	13- 3	11- 5	1-1	7-3	L1
Saint Joseph's ^{WNIT}	12	4	.750	17	15	.531	10- 6	6- 7	1-2	7-3	L2
Fordham ^{WNIT}	11	5	.688	22	12	.647	16- 3	5- 7	1-2	7-3	L1
La Salle	9	7	.563	17	13	.567	8- 7	8- 5	1-1	5-5	L1
Duquesne ^{WNIT}	8	8	.500	18	16	.529	10- 5	5-10	3-1	6-4	L2
VCU	8	8	.500	16	15	.516	9- 6	5- 8	2-2	5-5	L1
Richmond	7	9	.438	13	17	.433	6- 8	5- 8	2-1	4-6	L3
George Mason	6	10	.375	13	17	.433	7- 6	6-10	0-1	3-7	L3
St. Bonaventure	4	12	.250	9	20	.310	6- 7	1-13	2-0	2-8	L8
Davidson	4	12	.250	6	23	.207	5- 9	1-12	0-2	3-7	L3
Massachusetts	3	13	.188	9	21	.300	7- 6	1-14	1-1	0-10	L11
Rhode Island	2	14	.125	6	23	.207	4- 9	2-13	0-1	2-8	L1

¹ Regular season champions; ² A-10 Tournament champions
^{WNIT} Women's National Invitational Tournament

2016-17 atlantic 10 all-conference teams & honors

Player of the Year

Jackie Kempf Saint Louis

Defensive Player of the Year

Kelley Austria Dayton

Rookie of the Year

Hailey Leidel UMass

Coach of the Year

Jeff Williams La Salle

Sixth Woman of the Year

Chelsea Woods Saint Joseph's

Most Improved Player

Justine Lyon Davidson

all-a-10 first team

G'Mrice Davis Fordham

Lexi Martins George Washington

Amy Griffin La Salle

Jackie Kempf Saint Louis

Sadie Stipanovich Saint Louis

all-a-10 second team

Kelley Austria Dayton

Jenna Burdette Dayton

Saicha Grant-Allen Dayton

Caira Washington George Washington

Chelsea Woods Saint Joseph's

all-a-10 third team

Amadea Szamosi Duquesne

Kara Wright George Mason

Adashia Franklyn Saint Joseph's

Charise Wilson Rhode Island

Janelle Hubbard Richmond



Justine Lyon was the A-10 Most Improved Player for the 2016-17 season. It was

all-defensive team

Kelley Austria Dayton

Saicha Grant-Allen Dayton

G'Mrice Davis Fordham

Hannah Schaible George Washington

Caira Washington George Washington

Jasmine Alston La Salle

all-rookie team

Jayla Scaife Dayton

Kate Kreslina Fordham

Jacy Bolton George Mason

Hailey Leidel UMass

Jaide Hinds-Clarke Richmond

all-academic team

Hannah Missry Fordham

Lexi Martins George Washington

Mckenna Maycock St. Bonaventure

Jackie Kempf Saint Louis

GG Goodhope VCU

2016-17 individual statistical leaders

scoring

Player	team	G	FG	3G	Ft	Pts	avg
Amy Griffin	La Salle	30	239	8	102	588	19.6
Charise Wilson	Rhode Island	22	148	51	74	421	19.1
Justine Lyon	Davidson	29	175	21	85	456	15.7
Hailey Leidel	UMass	30	138	78	111	465	15.5
Kara Wright	Mason	30	139	33	138	449	15.0
Jackie Kempf	Saint Louis	34	172	39	123	506	14.9
G'mrice Davis	Fordham	34	200	0	97	497	14.6
Sadie Stipanovich	Saint Louis	34	205	5	81	496	14.6
Janelle Hubbard	Richmond	30	159	41	63	422	14.1
Chelsea Woods	Saint Joseph's	29	141	0	123	405	14.0



Mackenzie Latt found her name scattered throughout the top-20 in the Atlantic 10 last year. She was sixth in steals, 12th in rebounding and 14th in scoring.



Junior Chloe Johnson ranked seventh in assists per game at 3.9 during her first season with Davidson.



Justine Lyon finished third in the league in scoring, a 10-point increase from her freshman year.

2016-17 individual statistical leaders (top-5)

r ebounds				Field Goal Percentage			
Player	Team	Reb	Avg	Player	Team	FG FGA	Pct.
Davis	Fordham	435	12.8	Washington	GW	134 239	.561
Mulligan	UMass	333	11.1	Stipanovich	SLU	205 383	.535
Grant-Allen	Dayton	275	8.6	Davis	Fordham	200 416	.481
Alston	La Salle	255	8.5	Franklyn	SJU	158 329	.480
Stipanovich	Saint Louis	284	8.4	Grant-Allen	Dayton	124 262	.473
assists				t hree-Point Field Goal Percentage			
Player	Team	Asst	Avg	Player	Team	3G 3GA	Pct.
Kempf	SLU	248	7.3	Austria	Dayton	49 122	.402
Alston	La Salle	211	7.0	Leidel	UMass	78 199	.392
McDermott	UMass	157	5.2	Frantz	SLU	70 181	.387
Burdette	Dayton	127	4.7	Veilleux	SJU	42 111	.378
Wilson	URI	100	4.5	Kreslina	Fordham	33 89	.371
steals				Free t hrow Percentage			
Player	Team	Steals	Avg	Player	Team	FT FTA	Pct.
Schaible	GW	76	2.5	Miller	La Salle	70 79	.886
Alston	La Salle	75	2.5	Omogrosso	Duquesne	93 107	.869
Wilson	URI	50	2.3	Woods	SJU	123 144	.854
Robinson	VCU	66	2.1	Austria	Dayton	88 105	.838
Leidel	UMass	54	1.8	Griffin	La Salle	102 123	.829
Blocks				assist-t urnover r atio			
Player	Team	Blocks	Avg	Player	Team	A TO	Avg
Motrechuk	URI	68	2.5	Murphee	UR	129 56	2.3
Washington	GW	58	2.2	Kempf	SLU	248 114	2.2
Mulligan	UMass	60	2.0	Alston	La Salle	211 100	2.1
Harris	Dayton	62	1.9	Bautista	GW	99 50	2.0
Griffin	La Salle	54	1.8	Goodhope	VCU	94 55	1.7
3-Pt. Field Goals Made/Per Game				Minutes Played			
Player	Team	3FGM	Avg	Player	Team	Min	Avg
Leidel	UMass	78	2.6	Leidel	UMass	1,144	38.1
Wilson	URI	51	2.3	McDermott	UMass	1,133	37.8
Missry	Fordham	71	2.1	Alston	La Salle	1,131	37.7
Monaghan	SJU	64	2.1	Griffin	La Salle	1,115	37.2
Omogrosso	Duquesne	66	2.0	Mulligan	UMass	1,111	37.0

2017-18 atlantic 10 tournaMent Bracket



Sophomore Mackenzie Latt scored 13 points and pulled in three rebounds in Davidson's Atlantic 10 Tournament game vs. Richmond in 2016.



general inforMation

Tourn. LocationRichmond, Va.
 Date of Tournament ... March 2-4, 2018
 ArenaRichmond Coliseum
 Web addressatlantic10.com
 2016 ChampionDayton

Davidson in the a-10 tournaMent (2015-)

2017	12th (6-23, 4-12)
1st Rnd L Fordham*	51- 70
2016	t-12th (11-19, 5-11)
1st Rnd L Richmond	51- 70
2015	14th (5-25, 1-15)
1st Rnd L La Salle	63- 74

All-Time 0-3 in 3 appearance

*- denotes campus site





Jessica Heath connected on this buzzer beater in the semifinals of the 1999 SoCon Tournament to propel Davidson to its first title game appearance.

Davidson in the SoCon Tournament (1994-2014)

2014	<i>3rd (16-16, 11-7)</i>
Quarters	W Samford 55- 42
Semis	W Western Carolina 74- 67
Finals	L Chattanooga 45- 71
2013	<i>2nd (22-13, 16-4)</i>
Quarters	W UNCG 70- 47
Semis	W Elon 71- 61
Finals	L Chattanooga 63- 64
2012	<i>t-1st (22-10, 17-3)</i>
Quarters	W Wofford 69- 58
Semis	L Samford 51- 62
2011	<i>8th (14-17, 8-12)</i>
1st Rnd	W Coll. of Charleston 69- 53
Quarters	L Appalachian State 63- 73
2010	<i>6th (14-15, 12-8)</i>
1st Rnd	L Furman 67- 73
2009	<i>t-4th (12-18, 11-9)</i>
Quarters	L Coll. of Charleston 54- 65
2008	<i>t-3rd (19-11, 13-5)</i>
Quarters	L Elon 49- 68
2007	<i>t-2nd (23-9, 13-5)</i>
Quarters	W Wofford 71- 62
Semis	L Chattanooga 68- 80
2006	<i>2nd (17-12, 12-6)</i>
Quarters	W Elon 55- 53
Semis	L UNC Greensboro 58- 69
2005	<i>2nd (18-11, 14-6)</i>
Quarters	W Coll. of Charleston 68- 48
Semis	L Western Carolina 58- 59

2004 *Tied for 3rd (16-12, 13-7)*
Quarters L Western Carolina 58- 66

2003 *Tied for 6th (15-15, 8-10)*
1st Rnd W Wofford 72- 70
Quarters W Western Carolina 62- 58
Semis L Georgia Southern 57- 62

2002 *8th (10-18, 6-12)*
1st Rnd L Appalachian State 63- 64

2001 *9th (9-19, 4-14)*
1st Rnd L Wofford 62- 76

2000 *7th (10-17, 8-10)*
1st Rnd W Coll. of Charleston 71- 51
Quarters L Furman 56- 73

1999 *4th (18-10, 11-7)*
Quarters W Furman 62- 56
Semis W UNC Greensboro 92- 91
Finals L Appalachian State 69- 78

1998 *Tied for 2nd (18-9, 12-4)*
Quarters W Appalachian State 79- 63
Semis L UNC Greensboro 75- 78

1997 *5th (15-11, 7-7)*
Quarters L Georgia Southern 71- 73

1996 *4th (14-12, 7-7)*
Quarters W Chattanooga 80- 51
Semis L Appalachian State 74- 83

1995 *8th (4-23, 0-14)*
Quarters L East Tennessee St. 70- 88

1994 *8th (5-21, 0-7)*
Quarters L Georgia Southern 62- 71

All-Time

16-21 in 21 appearances
0-3 in championship games

Sophia Aleksandravicius led Davidson to the 2013 SoCon finals by averaging a double-double (19.3 ppg/11.7 rpg) and earning all-tournament first team honors.



Laura Murray led Davidson to its second straight SoCon Championship game in 2014. It was a memorable one for her as she set the all-time scoring record on her last bucket in the final vs. Chattanooga. Murray averaged 22.7 points during the Wildcats' run to the championship game, earning her all-tournament first team honors for the third year in a row to become the only Wildcat to ever accomplish the feat.



Abdul-Aziz, Saeeda 2017-
Adams, Debbie 1983-86
Aleksandravicius, Sophia 2009-13
Allen, Katherine 1978-79
Arayomi, Bibiana 2004-05
Artman, Jen 1985-86

A

Benjamin, Kendra 1985-86
Blackstock, Amy 1984-85
Bode, Ann 1973-74
Bondurant, Nancy 1981-84
Bondurant, Sally 1973-75, 77-78
Booth, Dea 1973-75
Boyle, Brenda 1975-77
Bray, Kathy 1981-82
Brice, Elizabeth 1984-85
Brown, Jamie 1995-99
Brown, Kerry 1995-99
Brown, Nancy 1977-78
Bryant, Meghan 2000-04
Burke, Molly 1992-96
Butcher, Erin 1992-94

B

Calin, Jasmine 2009-13
Callahan, Emily 2001-05
Campbell, Jane 1983-84
Capps, Addria 1992-93
Carolla, Margaret 1997-98
Cary, Kelsey 2007-08
Caulkins, Bonnie 1974-77
Cefalo, Marie 1982-83
Center, Shneeka 2010-14
Chiemeka, Katrin 2009-13
Clark, Ann 1976-77
Copland, Kelly 1998-02
Cornelson, Woody 1983-85
Crayton, Janell 2002-06
Crittenberger, Amy 1981-82
Crosswhite, Cara 1992-93

C

Davidson, Alana 2017-
Davis, Sarah 2009-13
Dawkins, Lavetta 1985-86
Delk, Erin 2000-01
Delk, Katie 2002-05
Donovan, Sarah 2017-
DuBose, Elizabeth 1993-96
Dukes, Dakota 2012-16
Dunn, Laurie 1973-74
Duvall, Diane 1983-84

D

Early, Katie 1973-74
Early, Hannah 2011-16
Elder, Beth 1985-86
Elliott, Anne 1981-82
Eriksson, Shannon 2011-15

E

Fassbender, Janelle 2001-02
Ferren, Donna 1975-79
Ferrucci, Kristen 1992-96
Kelly Fitzgerald 2017-
Flewelling, Robyn 2000-04
Folger, Carol 1974-75
Ford, Kristy 1992-94
Fountain, Toy 1976-77
Frankhouser, Mike 1979-80, 81-83
Fulks, Wendy 1985-86

F

Gardner, Kelly 2007-10
Gassie, Kelly 2005-08
Giegerich, Melissa 2011-15
Gleason, Meagan 1996-00
Griffith, Mary 1983-85

G

Halbersleben, Mandy 2005-09
Hall, Kathy 1974-75
Hallsted, Ashley 2000-04
Hamilton, Katie 2003-08
Hamilton, Lou 1983-84
Hartman, Amy 1982-86
Hartman, Logan 2008-09
Harmann, Pam 1985-86
Hassel, JoAnne 1997-2001
Hayes, Debbie 1981-84
Heath, Jessica 1997-2001
Hemerka, Danielle 2004-08
Heppner, Carol 1979-80, 82-83
Hester, Renee 1973-74
Holbrook, Kerry 1984-85
Horne, Amanda 2002-06
Housley, Honna 2004-08
Howell, Sally 1981-82
Hutchinson, Anna 1977-80

H

Isle, Donna 1978-79
Jeffries, Mason 2011-13
Johnsen, Kristen 2008-12
Johnsen, Diona 2014-16
Johnson, Chloe 2016-
Joslin, Jennifer 1997-98

I

J

Kamp, Katy 1996-00
Keels, Penny 1977-78, 79-80
Keener, Lynne 1973-74
Kelly, Brynn 2003-07
Kelly, Carter 1997-99
Kelly, Generva 1978-79
Kirsch, Carolyn 1993-97
Kizer, Nora 1995-97
Kresken, Michelle 1982-83

K

Laird, Courtney 2000-04
Latt, Mackenzie 2014-
Laune, Monica 2006-10
Lax, Ashley 2007-11
Lindsey, Drew 2005-06
Long, Alex 2012-16
Lowder, Ann 1976-77
Lyon, Justine 2015-
Lyons, Lisa 1992-93

L

Magette, Janna 1998-02
MaGuire, Sharon 1982-83
Mall, Danielle 1994-98
Matheny, Nancy 1973-77
McCabe, Lillian 2011-15
McKee, Heather 1984-86
McNeill, Nora 1973-77
Miles, Margaret 1975-76
Minko, Cindy 1992-93
Mitchell, Jessica 2003-07
Montrella, Jessica 1995-99
Morell, Cathy 1979-80, 81-83
Morrison, Cindy 1975-78
Morton, Katherine 1973-77
Murray, Laura 2010-14
Myers, Kristin 1993-94

M

Neale, Kittery 2005-06
Newell, Ginny 1974-75
Newsome, Joy 2001-05

N

O'Brien, Jennifer 1996-00
O'Neal, Katrina 1992-93
Ottaway, Amanda 2008-12

O

Owen, Kirby 1978-80
Paquette, Julia 2006-10
Patton, Babs 1975-77
Perez, Christina 2008-09
Piles, Rachel 2013-17
Plowden, Jeanne 1978-79
Plowright, Jennifer 1992-93
Podolin, Debbie 1983-84

P

Ransom, Melanie 2013-17
Reed, Cara 2004-05
Robinson, Andrea 2016-
Robinson, Mercedes 2005-09
Roland, Kyla 2015-
Roos, Jennifer 1992-93
Rothschild, Betsy 1984-85
Rumley, Carolina 1981-82

R

Sanborn, Jennifer 1994-98
Scalcucci, Amy 1993-97
Schott, Bethany 1998-03
Sears, Michelle 1983-84
Seymour, Kayla 2013-17
Sharpe, Tonya 1992-96
Sherrill, Donna 1973-76
Shingler, Lisa 1975-76
Shade, Lindsay 2000-04
Short, Mitzi 1979-80, 81-83
Simpson, Mary 1975-76
Sims, Venessa 1993-95
Sitton, Barbara 2009-13
Sloan, Carrie 1995-97
Solsrud, Kristin 1992-95
Soos, Renee 1974-76
Speight, Kianna 2015-
Stanback, Anne 1978-79
Stanger, Nancy 1974-75
Stimson, Becca 1973-75, 76-77

S

Tanner, Beth 1974-78
Taylor, D'Erica 1998-2002
Taylor, Kim 1997-2001
Terry, Laura 1979-80, 82-83
Thacker, Beth 1976-78
Thompson, Alex 2006-10
Timpton, Saadia 2014-
Turner, Katie 2017-

T

Uhernik, Leah 1998-03
Urbano, Audrey 1974-75

U

Vanlerberghe, Jennie 1994-98

V

Warner, Wendy 1984-85
Washington, Tia 2003-07
Webb, Mya 2015-16
Welling, Ally 2016-
Whitesides, Sara 1985-86
Whitlock, Pamela 1978-80
Winter, Monica 1993-97
Womack, Jeanne 1979-80, 81-83
Womack, Sarah 1976-80
Wood, Jordan 2013-14
Woodington, Chloe 2007-11

W

Young, Maggie 1992-96

Y

Boldface denotes current player



Sar aH WOMaCK Par HaM, in Du Ct ED in 1996-97

Parham, Director of Psychosocial Club House, Catawba County Mental Health Services, became the first women's basketball player to be inducted into the Davidson Hall of Fame. She set 18 school records in her four-year career from 1977 through 1980 and she's the only female athlete whose jersey is retired. When she graduated in 1980, Womack's school records included most career points (1,249) and rebounds (601). Ranking ninth in career points, she's the all-time leader in points per game (16.7) and is third in made field goals (556). She holds the single-game record for attempted field goals (32) and ranks third in points per game for a single season at 19.1. She received the Rebecca Stimson Award in 1980 as the college's most outstanding female athlete.

El iz aBEt H a. t annEr , in Du Ct ED in 1997-98

Beth Tanner was the 1978 recipient of the Rebecca Stimson Award for her accomplishments in women's basketball and field hockey. A standout guard on the basketball team, Tanner graduated in 1978 as the Wildcat's all-time leading scorer in women's basketball with 792 points. Tanner also held single-game (10 against Guilford) and season (67 in 1976) records in assists, and the season record holder for steals with 60. Tanner averaged 11.3 points per game in her career from 1974 through 1978. She also at one time shared the single-game record for field goal percentage with .818 (9 for 11) against Catawba in 1974.



JEn niEr r . r OO s, in Du Ct ED in 2004-05



A three-sport athlete at Davidson, Jennifer Roos excelled at whatever she did. She was an outstanding field hockey player during some of the squad's best seasons, earning the Stimson Award as Davidson's top female athlete to cap her career. As a freshman, she was named the team's defensive MVP. The following year, only one person was honored as the team MVP, and she earned it each of her final three seasons. Roos, a defender, scored nine goals and had one assist as a sophomore, the best offensive output of her career. She was named All-Deep South each of her first three campaigns, plus was All-Southeast Region as a junior.

One of the first field hockey players to be awarded a scholarship, Roos was a member of the lacrosse club team that went 12-3 before the sport was elevated to varsity status the year after she graduated. She was also a key player for the women's basketball team in its first season back as a varsity sport during her senior year. She played the point and was one of two players to start all 22 games. Her 77 assists led the team, as did her 64 steals. She also drained a three-pointer at the buzzer to lift the Wildcats to a 64-62 win over Winthrop.

Car Ol Yn Kir sCH r uMPEl , in Du Ct ED in 2007-08

Davidson's first women's basketball player to be named SoCon Player of the Year (1997), Kirsch ranks second all-time in rebounding (878) and ranks sixth in scoring (1,370 points). The native of Heidelberg, Germany, earned first-team All-SoCon honors in 1997 and was named second-team all-league in 1996. She was named to the conference's academic honor roll twice and was a two-time winner of the Wildcat Award, given to the team's most valuable player. Kirsch led the 'Cats to a 29-23 overall record and two top-5 SoCon finishes in her final two seasons.



JEn niEr O'Br iEn, in Du Ct ED in 2010-11



Second all-time scorer in school history with 1,510 points when she graduated, Jennifer O'Brien was named first-team All-SoCon in 1998 and 2000, and earned second-team honors in 1999. She was named to the SoCon All-Tournament Team from 1998-2000. O'Brien owns Davidson single-game records in steals and assists. She owns the school all-time marks for assists (588) and steals (368), and ranks in the top-10 in points per game, field goals made, 3-point field goals, 3-point field goal percentage, free throws and rebounds. She won the Wildcat Award for team MVP honors in 1998 and 2000 and the Rebecca Stimson award in 2000. Davidson posted a record of 61-47 during her four-year career.



#2 Laura Murray — 1,880 points

Years:	2010-14	Year	GP	FG- FGA	FG%	3G-3GA	3G%	FT- FTA	FT%	Reb	Ast	S	B	Pts	Avg
Position:	Guard	2010-11	31	114- 308	.370	43- 121	.355	89- 109	.817	137	74	49	0	360	11.6
Height:	5-9	2011-12	32	164- 403	.407	65- 171	.380	70- 90	.778	123	70	57	5	463	14.5
Hometown:	Harrisburg, Pa.	2012-13	35	159- 425	.374	52- 178	.292	70- 89	.787	133	99	61	5	440	12.6
		2013-14	32	207- 487	.425	62- 177	.350	141- 196	.719	154	4.8	83	5	617	19.3
		Totals	130	644-1,623	.397	222- 647	.343	370- 484	.764	547	337	250	15	1,880	14.5



#21 Sophia Aleksandravicius — 1,878 points

Years:	2009-13	Year	GP	FG- FGA	FG%	3G-3GA	3G%	FT- FTA	FT%	Reb	Ast	S	B	Pts	Avg
Position:	Forward	2009-10	29	137- 330	.415	12- 47	.255	61- 89	.685	233	21	20	49	347	12.0
Height:	6-4	2010-11	31	192- 411	.467	4- 13	.308	123- 149	.826	278	50	53	95	511	16.5
Hometown:	Pound Ridge, N.Y.	2011-12	32	178- 399	.446	1- 10	.100	86- 114	.754	285	47	50	93	443	13.8
		2012-13	35	223- 475	.469	3- 10	.300	128- 164	.780	347	61	60	102	577	16.5
		Totals	127	730-1,615	.453	20- 80	.250	398- 516	.771	1,143	179	183	339	1,878	14.8



#12 Jennifer O'Brien — 1,510 points

Years:	1996-00	Year	GP	FG- FGA	FG%	3G-3GA	3G%	FT- FTA	FT%	Reb	Ast	S	B	Pts	Avg
Position:	Guard	1996-97	26	76- 187	.406	9- 42	.214	53- 70	.757	99	99	66	1	214	8.2
Height:	5-6	1997-98	27	161- 323	.498	46- 101	.455	93- 131	.710	135	184	86	0	461	17.1
Hometown:	Middletown, Conn.	1998-99	28	115- 295	.390	30- 98	.306	87- 126	.690	134	163	99	4	347	12.4
		1999-00	27	175- 389	.450	49- 123	.398	89- 113	.788	181	142	117	10	488	18.1
		Totals	108	527- 1,194	.441	134- 364	.368	322- 440	.732	549	588	368	15	1,510	14.0



#10 Hannah Early — 1,406 points

Years:	2011-16	Year	GP	FG- FGA	FG%	3G-3GA	3G%	FT- FTA	FT%	Reb	Ast	S	B	Pts	Avg
Position:	Guard	2011-12	3	2- 11	.182	2- 7	.286	2- 4	.500	7	4	3	4	8	2.7
Height:	6-2	2012-13	35	83- 220	.377	29- 87	.333	11- 17	.647	96	30	13	14	206	5.9
Hometown:	Huntersville, N.C.	2013-14	32	155- 386	.402	63- 151	.417	54- 74	.730	174	58	40	36	427	13.3
		2014-15	30	160- 440	.364	74- 211	.351	38- 45	.844	197	44	33	27	432	14.4
		2015-16	30	116- 346	.335	63- 186	.339	38- 44	.864	176	47	43	16	333	11.1
		Totals	130	516-1,403	.368	231- 642	.360	143- 184	.777	650	183	132	97	1,406	10.8



#20 Janna Magette — 1,392 points

Years:	1998-02	Year	GP	FG- FGA	FG%	3G-3GA	3G%	FT- FTA	FT%	Reb	Ast	S	B	Pts	Avg
Position:	Guard	1998-99	28	63- 166	.380	44- 117	.376	32- 39	.821	48	37	29	0	202	7.2
Height:	5-8	1999-00	27	132- 299	.441	47- 126	.373	34- 42	.810	109	85	55	6	345	12.8
Hometown:	Hoover, Ala.	2000-01	28	149- 388	.384	57- 176	.324	62- 88	.705	117	83	101	7	417	14.9
		2001-02	28	148- 380	.389	65- 178	.365	67- 77	.870	156	91	54	2	428	15.3
		Totals	111	492- 1,233	.399	213- 597	.357	195- 246	.793	430	296	239	15	1,392	12.5



#14 Carolyn Kirsch — 1,370 points

Years:	1993-97	Year	GP	FG- FGA	FG%	3G-3GA	3G%	FT- FTA	FT%	Reb	Ast	S	B	Pts	Avg
Position:	Forward	1993-94	26	107- 218	.491	0- 0	0.0	63- 116	.543	203	44	46	17	277	10.7
Height:	5-11	1994-95	27	141- 315	.448	0- 0	0.0	72- 121	.595	267	29	59	16	354	13.1
Hometown:	Heidelberg, Germany	1995-96	25	133- 294	.452	0- 1	0.0	48- 87	.552	210	43	57	15	314	12.6
		1996-97	26	166- 345	.481	0- 3	0.0	93- 148	.628	198	39	58	18	425	16.3
		Totals	104	547- 1,172	.467	0- 4	0.0	276- 472	.585	878	155	220	66	1,370	13.2



#41 Mike Frankhouser — 1,299 points

Years:	1979-83	Year	GP	FG- FGA	FG%	3G-3GA	3G%	FT- FTA	FT%	Reb	Ast	S	B	Pts	Avg
Position:	Center	1979-80	16	63- 171	.368			19- 39	.387	146	11			145	9.1
Height:	6-0	1980-81	21	159- 399	.398			61- 126	.484	226	15			379	18.0
Hometown:	Sylvania, Ga.	1981-82	25	165- 384	.430			68- 134	.507	224	37			398	15.9
		1982-83	20	153- 351	.436			71- 131	.542	220	37	35	10	377	18.9
		Totals	82	540- 1,305	.414			219- 430	.509	816	100	35	10	1,299	15.8



#23 Dakota Dukes — 1,280 points

Years:	2012-16	Year	GP	FG- FGA	FG%	3G-3GA	3G%	FT- FTA	FT%	Reb	Ast	S	B	Pts	Avg
Position:	Guard	2012-13	35	72- 140	.514	0- 0	.000	44- 63	.698	140	27	27	13	188	5.4
Height:	6-1	2013-14	32	157- 311	.505	0- 0	.000	147- 193	.762	247	61	45	22	461	14.4
Hometown:	Raleigh, N.C.	2014-15	29	99- 222	.446	0- 0	.000	66- 101	.653	160	34	21	8	264	9.1
		2015-16	28	137- 280	.489	0- 0	.000	93- 129	.721	187	46	21	34	367	13.1
		Totals	124	465- 953	.488	0- 0	.000	350- 486	.720	734	168	114	77	1,280	10.3



#31 Sarah Wo Mack — 1,250 points

Years:	1976-80	Year	GP	FG- FGA	FG%	3G- A	3G%	FT- FTA	FT%	Reb	Ast	S	B	Pts	Avg
Position:	Guard	1976-77	19	127- 343	.370			23- 38	.605	131	16	19	1	277	14.6
Height:	5-7	1977-78	18	109- 343	.318			37- 61	.607	146	9			255	14.2
Hometown:	Richmond, Va.	1978-79	20	169- 414	.408			37- 49	.755	178	23			375	18.8
		1979-80	18	151- 381	.396			40- 63	.635	146	40	65	2	343	19.1
		Totals	75	556- 1,481	.375			137- 211	.649	601	88	84	3	1,250	16.5



#12 katie h a M i l t o n — 1,192 points

Years:	Year	GP	FG- FGA	FG%	3G- 3GA	3G%	FT- FTA	FT%	Reb	Ast	S	B	Pts	Avg
2003-08	2003-04	28	106- 258	.411	45- 126	.357	76- 97	.784	113	41	35	6	333	11.9
Position: Guard	2004-05	29	156- 379	.412	49- 169	.290	98- 131	.748	169	80	61	11	459	15.8
Height: 5-11	2005-06	DNP — Injured												
Hometown: Lilburn, Ga.	2006-07	32	117- 305	.384	49- 126	.389	59- 76	.776	156	62	55	7	342	10.7
	2007-08	16	20- 46	.435	10- 20	.500	8- 11	.727	22	16	2	1	58	3.6
	Totals	105	399- 988	.404	153- 441	.347	241- 315	.765	460	199	153	25	1,192	11.2



#44 Mackenzie l a t t — 1,143 points

Years:	Year	GP	FG- FGA	FG%	3G- 3GA	3G%	FT- FTA	FT%	Reb	Ast	S	B	Pts	Avg
2014-	2014-15	30	157- 339	.463	3- 10	.300	30- 55	.545	246	69	26	51	347	11.6
Position: Forward	2015-16	30	184- 399	.461	7- 21	.333	52- 73	.712	193	57	25	46	427	14.2
Height: 6-1	2016-17	27	156- 365	.427	4- 10	.400	53- 74	.716	199	42	27	48	369	13.7
Hometown: Richland, Mich.	Totals	87	497-1,103	.451	14- 41	.347	135- 202	.668	638	168	145	78	1,143	13.1



#21 Mercedes r o B i n s o n — 1,115 points

Years:	Year	GP	FG- FGA	FG%	3G- 3GA	3G%	FT- FTA	FT%	Reb	Ast	S	B	Pts	Avg
2005-09	2005-06	19	29- 66	.439	0- 0	.000	15- 21	.714	80	12	16	2	73	3.8
Position: Forward	2006-07	32	86- 172	.500	0- 1	.000	61- 84	.726	158	16	30	8	233	7.3
Height: 6-1	2007-08	29	134- 259	.517	20- 51	.392	79- 110	.718	243	42	54	14	367	12.7
Hometown: Baltimore, Md.	2008-09	30	157- 393	.399	17- 78	.218	111- 144	.771	288	40	53	12	442	14.7
	Totals	110	406- 890	.456	37- 130	.285	266- 359	.741	769	110	153	36	1,115	10.1



#44 d a n i e l l e h e M e r k a — 1,101 points

Years:	Year	GP	FG-FGA	FG%	3G-3GA	3G%	FT-FTA	FT%	Reb	Ast	S	B	Pts	Avg
2004-08	2004-05	29	89- 218	.408	21- 80	.263	31- 57	.544	175	50	43	7	230	7.9
Position: Guard/Forward	2005-06	29	108- 257	.420	21- 79	.266	49- 79	.620	184	54	54	8	286	9.9
Height: 6-0	2006-07	31	116- 238	.487	17- 63	.270	55- 69	.797	171	53	44	12	304	9.8
Hometown: Blackwood, N.J.	2007-08	30	109- 256	.426	29- 97	.299	34- 60	.567	183	82	44	13	281	9.4
	Totals	119	422- 969	.436	88- 319	.276	169- 265	.638	713	239	185	40	1,101	9.3



#33 e M i l y c a l l a h a n — 1,082 points

Years:	Year	GP	FG-FGA	FG%	3G-3GA	3G%	FT-FTA	FT%	Reb	Ast	S	B	Pts	Avg
2001-05	2001-02	28	57- 123	.463	13- 36	.361	26- 32	.813	70	18	9	1	153	5.5
Position: Guard/Forward	2002-03	30	151- 319	.473	42- 112	.375	61- 73	.836	98	16	25	3	405	13.5
Height: 6-0	2003-04	28	71- 186	.382	15- 74	.203	33- 43	.767	60	7	12	0	190	6.8
Hometown: Charlotte, N.C.	2004-05	29	119- 288	.413	40- 114	.351	56- 71	.789	136	23	21	3	334	11.5
	Totals	115	398- 916	.434	110- 336	.327	176- 219	.808	364	64	67	7	1082	9.4



#33 J e s s i c a M o n t r e l l a — 1,069 points

Years:	Year	GP	FG-FGA	FG%	3G-3GA	3G%	FT-FTA	FT%	Reb	Ast	S	B	Pts	Avg
1995-99	1995-96	24	83- 186	.446	20- 64	.313	66- 87	.759	142	32	25	31	252	10.5
Position: Forward	1996-97	15	53- 119	.445	6- 27	.222	27- 39	.692	69	28	8	13	139	9.3
Height: 6-1	1997-98	26	102- 221	.462	26- 55	.473	88- 113	.779	141	52	26	23	318	12.2
Hometown: Altoona, Pa.	1998-99	27	123- 258	.477	13- 58	.224	101- 132	.765	149	39	25	19	360	13.3
	Totals	92	361- 784	46.0	65- 204	31.9	282- 371	76.0	501	151	84	86	1069	11.6



#10 a l e x t h o M p s o n — 1,045 points

Years:	Year	GP	FG-FGA	FG%	3G-3GA	3G%	FT-FTA	FT%	Reb	Ast	S	B	Pts	Avg
2006-10	2006-07	30	17- 39	.436	8- 22	.364	21- 24	.875	26	15	1	16	63	2.1
Position: Guard	2007-08	30	78- 188	.415	41- 96	.427	67- 77	.870	100	119	48	6	264	8.8
Height: 5-8	2008-09	30	121- 274	.442	65- 152	.428	45- 54	.833	116	108	40	5	352	11.7
Hometown: Asheville, N.C.	2009-10	29	117- 252	.464	47- 121	.388	85- 106	.802	128	100	44	3	366	12.6
	Totals	119	333- 753	.442	161- 391	.412	218- 261	.835	370	342	148	15	1,045	8.8



#34 k a t y k a M p — 1,041 points

Years:	Year	GP	FG-FGA	FG%	3G-3GA	3G%	FT-FTA	FT%	Reb	Ast	S	B	Pts	Avg
1996-00	1996-97	26	74- 170	.435	3- 15	.200	36- 81	.444	99	12	12	7	187	7.2
Position: Forward	1997-98	27	118- 224	.527	0- 5	.000	49- 90	.544	155	20	11	14	285	10.6
Height: 6-1	1998-99	28	111- 203	.547	1- 4	.250	43- 96	.448	120	23	16	9	266	9.5
Hometown: Stevensville, Mich.	1999-00	27	133- 275	.484	1- 2	.500	36- 115	.313	169	19	16	16	303	11.2
	Totals	108	436- 872	.500	5- 26	.192	164- 382	.429	543	74	55	46	1041	9.6



#22 ashley hallsted — 1,024 points

Years: 2000-04
Position: Guard
Height: 5-6
Hometown:
San Mateo, Calif.

Year	GP	FG-FGA	FG%	3G-3GA	3G%	FT-FTA	FT%	Reb	Ast	S	B	Pts	Avg
2000-01	20	55- 148	.372	23- 77	.299	38- 54	.704	58	60	28	4	171	8.6
2001-02	28	91- 261	.349	29- 104	.279	72- 93	.774	75	96	50	2	283	10.1
2002-03	30	92- 279	.330	44- 132	.333	62- 77	.805	108	82	49	3	290	9.7
2003-04	28	99- 271	.365	43- 127	.339	39- 58	.672	76	79	33	4	280	10.0
Totals	106	337- 959	.351	139- 440	.316	211- 282	.748	317	317	160	13	1024	9.7



#24 ashley iax — 1,001 points

Years: 2007-11
Position: Guard
Height: 5-10
Hometown:
Little Rock, Ark.

Year	GP	FG-FGA	FG%	3G-3GA	3G%	FT-FTA	FT%	Reb	Ast	S	B	Pts	Avg
2007-08	22	20- 69	.290	8- 35	.229	9- 12	.750	35	8	11	0	57	2.6
2008-09	30	137- 351	.390	66- 160	.413	48- 55	.873	79	48	21	6	388	12.9
2009-10	29	111- 289	.384	64- 168	.381	37- 46	.804	72	45	27	1	323	11.1
2010-11	26	76- 230	.330	50- 147	.340	31- 42	.738	60	29	20	2	233	9.0
Totals	107	344- 939	.366	188- 510	.369	125- 155	.806	246	130	79	9	1001	9.4



Sophia Aleksandravicius



Laura Murray



Jennifer O'Brien



Hannah Early



Janna Magette



Carolyn Kirsch



Dakota Dukes



Sarah Womack



Katie Hamilton



Mackenzie Latt



Mercedes Robinson



Danielle Hemerka



Emily Callahan



Jessica Montrella



Alex Thompson



Katy Kamp



Ashley Hallsted




Ashley Lax

Carolyn Kirsch, 1996-97

Carolyn Kirsch stepped up her level of play as a senior to lead the Southern Conference in scoring (16.3 ppg) and become the first Wildcat to be named SoCon Player of the Year.

The 5-11 guard from Heidelberg, Germany, was also among the league leaders in steals (2.3 spg), field goal percentage (47.7 percent) and rebounding (7.8 rpg) in 1996-97 while guiding Davidson to a then school record 15 wins. She reached the 20-point plateau eight times as a senior, including a team season-best 26-point performance in the 'Cats' 84-65 win over Western Carolina on Jan. 11, 1997.

**Sophia Aleksandravicius, 2011-12**

Sophia Aleksandravicius had a stellar junior campaign, leading the league in rebounding (8.9) and blocks (2.9), while ranking fourth in scoring (13.8), as she was named the SoCon Player of the Year by the coaches. She was also voted the Defender of the Year. Twice Aleksandravicius was named the player of the month during the regular season, while garnering first-team All-SoCon honors on both the coaches and media teams.

The 6-foot-5 forward from Pound Ridge, N.Y., led the Wildcats to a 22-10 record and helped the program capture its first regular season title with a school-best mark of 17-3 in the league. She finished the season scoring in double-digits in 29 games and registering 11 double-doubles.

**Sophia Aleksandravicius, 2012-13
SoCon Athlete of the Year, 2012-13**

Sophia Aleksandravicius, a three-time All-SoCon First Team pick in her career, made program history as she became the first Wildcat to earn a second Southern Conference Player of the Year honor, while also grabbing the Defender of the Year for a second straight season as she took home both awards in 2012-13. The 6-foot-5 forward led the SoCon in scoring (16.5), rebounding (9.9) and blocks (102- 2.9 per game / 10th in the nation), all career highs.

Aleksandravicius' award-winning season was not done there as she was named the SoCon Female Athlete of the Year, becoming the first female at Davidson to earn the prestigious award and the seventh Wildcat overall. In addition, the senior was honored with Davidson College's Rebecca A. Stimson Award for being the top student female-athlete.

Other accolades during her amazing senior campaign included being named the SoCon Player of the Year by CollegeSportsMadness.com and earning first-team honors. The publication named Aleksandravicius to the All Mid-Major Second Team. The senior was also a Full Court Mid-Major All-America Honorable Mention by fullcourt.com. She was a first-team SoCon All-Tournament pick after guiding Davidson to the SoCon Championship game for just the second time in program history. During the regular season, Aleksandravicius was a three-time SoCon Player of the Week honoree, and took home the league's player of the month award in January and February to give her four for her career.

It was a record-setting career for Aleksandravicius, who was a two-time SoCon Player and Defender of the Year, and a three-time All-SoCon First Team member on both the coaches and media teams. During her senior year, she set seven school records, including points (1,878), rebounds (1,143) and blocks (339), while also setting six new single-season Wildcat records. The senior is the only women's player, and just the third basketball player at Davidson, to have over 1,000 points and 1,000 rebounds in a career.

The forward also set a single-game blocks record with 10 on her way to collecting the program's first triple-double, Feb. 16, with 20 points, 10 rebounds and 10 blocks in home win vs. Furman.

Aleksandravicius put her name among the greats in the SoCon women's basketball record book during her four years. She finished ranked in the top-10 all-time in: points (10th), scoring (14.8- 9th), field goals (5th), field goal attempts (4th), free throws (9th), free throw attempts (10th), rebounding (4th) and blocks (10- 2nd-best single game, 102- 2nd-best in single season, 339- 1st).

The senior forward wrapped up her stellar career by scoring in double digits 104 times, including 28 20-point outings and a pair of 30-point games. Aleksandravicius registered 56 double-digit rebounding games during her career, with 22 of those coming in the 2012-13 season.

Aleksandravicius led Davidson to its second straight postseason appearance, and third overall, with a trip to the 2013 Women's NIT, where the Wildcats netted the program's first postseason victory. The senior tallied her 50th career double-double, and 20th of the season, with 27 points and 11 rebounds in guiding the 'Cats to a first-round win at Old Dominion, March 21. Her 20 double-doubles ranked 11th in the nation during the season.



SoCon Acad. Honor Roll

Bibiana Arayomi	2005
Jamie Brown	1998
Kerry Brown	1998, 1999
Meghan Bryant	2004
Molly Burke	1995, 1996
Jasmine Calin	2011, 2012
Emily Callahan	2003, 2005
Margaret Carolla	1998
Katrin Chiemeka	2011, 2012, 2013
Kelly Copland	2000
Janell Crayton	2003, 2005, 2006
Sarah Davis	2012, 2013
Erin Delk	2001
Katie Delk	2003, 2004, 2005
Elizabeth DuBose	1995, 1996
Dakota Dukes	2013
Shannon Eriksson	2012, 2013, 2014
Janelle Fassbender	2002
Robyn Flewelling	2003, 2004
Kelly Gardner	2008
Kelly Gassie	2007, 2008
Melissa Giegerich	2013
Ashley Hallsted	2002, 2003, 2004
M. Halbersleben	2006, 2007, 2008, 2009
Katie Hamilton	2004, 2006, 2008
JoAnne Hassel	1998, 1999, 2000, 2001
Danielle Hemerka	2006, 2008
Amanda Horne	2005, 2006
Honna Housley	2007, 2008
Mason Jeffries	2012, 2013
Kristen Johnsen	2011, 2012
Katy Kamp	2000
Brynn Kelly	2006
Carolyn Kirsch	1995, 1997
Nora Kizer	1996, 1997
Courtney Laird	2002, 2003, 2004
Ashley Lax	2009, 2010, 2011
Janna Magette	2001, 2002
Danielle Mall	1998
Lillian McCabe	2012, 2013, 2014
Jessica Montrella	1996, 1997, 1998, 1999
Jessica Mitchell	2007
Amanda Ottaway	2011, 2012
Julia Paquette	2007
Mercedes Robinson	2006, 2007, 2008, 2009
Amy Scalcucci	1995, 1996, 1997
Bethany Schott	2002, 2003
Tonya Sharpe	1995, 1996
Barbara Sitton	2011, 2012, 2013
Kristin Solsrud	1995
D'Erica Taylor	2002
Kim Taylor	2001
Alex Thompson	2007, 2008, 2009, 2010
Leah Uhernik	2002, 2003
Jennie Vanlerberghe	1998
Tia Washington	2004, 2005, 2006, 2007
Monica Winter	1995, 1996, 1997
Chloe Woodington	2011

Boldface denotes current player

Davidson Team Awards

Wildcat & Offensive award (formerly MVP Award)

Justine Lyon	2017
Mackenzie Latt	2017
Hannah Early	2016
Hannah Early	2015
Dakota Dukes	2015
Hannah Early	2014
Laura Murray	2014
Laura Murray / Aleksandravicius	2013
Laura Murray	2012
Sophia Aleksandravicius	2011

Alex Thompson	2010
Mercedes Robinson	2009
Mercedes Robinson	2008
Tia Washington	2007
Jessica Mitchell	2006
Tia Washington	2005
Katie Hamilton	2005
Katie Hamilton	2004
Bethany Schott	2003
Janna Magette	2002
Janna Magette	2001
Jennifer O'Brien	1999
Jennifer O'Brien	1998
Carolyn Kirsch	1997
Carolyn Kirsch	1995
Erin Butcher	1994
Erin Butcher	1993

Most Outstanding Player award

Mackenzie Latt	2016
Mackenzie Latt	2015

H.E.a.r.t. award

Sophia Aleksandravicius	2013
-------------------------	------

110% award

Tia Washington	2006
Danielle Hemerka	2005
Lindsay Shade	2004
Emily Callahan	2003
Bethany Schott	2002

Captains award

Mackenzie Latt	2017
Kayla Seymour	2017
Barbara Sitton	2012
Sophia Aleksandravicius	2012
Kristen Johnsen	2012
Ashley Lax	2011
Chloe Woodington	2011

Inspirational award

Katrin Chiemeka	2012
Ashley Lax	2011
Chloe Woodington	2011

Defensive/ rebounding award

Sophia Aleksandravicius	2012
Sophia Aleksandravicius	2010
Courtney Laird	2004
Courtney Laird	2003

Most improved award

Dakota Dukes	2016
Dakota Dukes	2014
Barbara Sitton	2012
Kristen Johnsen	2011
Monica Laune	2010
Monica Laune	2009
Alex Thompson	2008
Mandy Halbersleben	2007
Emily Callahan	2002

Hustle award

Kelly Copland	2001
Katy Kamp	2000
Jennie Vanlerberghe	1998
Monica Winter	1997
Kristen Ferrucci	1996
Kristen Ferrucci	1995
Lisa Lyons	1994
Lisa Lyons	1993

Coaches award/leadership award

Mandy Halbersleben	2009
--------------------	------

Danielle Hemerka	2008
Katie Hamilton	2008
Brynn Kelly	2007
Brynn Kelly	2006
Emily Callahan	2005
JoAnne Hassel	2001
Meagan Gleason	2000
Jamie Brown, Kerry Brown	1999
Jessica Montrella	1999
Danielle Mall	1998
Amy Scalcucci	1997
Kristen Ferrucci	1996

current players in **bold**

SoCon All-Academic Team

Lillian McCabe	2013-14
Shannon Eriksson	

Katrin Chiemeka	2012-13
Shannon Eriksson	

Katrin Chiemeka	2010-11
-----------------	---------

Alex Thompson	2009-10
---------------	---------

Mandy Halbersleben	2008-09
Alex Thompson	

Katie Hamilton	2007-08
Mandy Halbersleben	
Julia Paquette	
Alex Thompson	

Mandy Halbersleben	2006-07
Tia Washington	

Tia Washington	2005-06
----------------	---------

Katherine Delk	2004-05
Tia Washington	

Katie Delk	2003-04
------------	---------

academic teams established in 2002-03

a-10 Commissioner's Honor Roll

Lillian McCabe @	2014-15
Shannon Eriksson @	
Melissa Giegerich !	
Mackenzie Latt !	2016-17
Justine Lyon #	2016-17
Andrea Robinson #	
Kianna Speight @	
Mackenzie Latt !	
Melanie Ransom !	

@- denotes Fall and Spring semester

#- denotes Fall semester

!- denotes Spring semester

current players in **bold**



Katie Hamilton

SoCon FRESHMAN OF YEAR

Laura Murray ¹	2011
Katie Hamilton	2004

¹Media Association and SoCon Coaches

a-10/ soCon all-fresh Man team

Makenzie Latt (A-10)	2015
Dakota Dukes ¹	2013
Laura Murray ¹	2011
Sophia Aleksandravicius	2010
Kelly Gassie	2006
Danielle Hemerka	2005
Katie Hamilton	2004

¹SoCon Media Association and SoCon Coaches

a-10 Most improved player award

Justine Lyon	2017
--------------	------

arthur ashe Sports Scholar

Tia Washington ¹	2006, 2007
-----------------------------	------------

¹Named to the third team both years

nccsia all-State

S. Aleksandravicius ^{2,1}	2010, 2011
Alex Thompson ²	2010
Mercedes Robinson ^{1,1}	2008, 2009
Katie Hamilton ^{1,2}	2005, 2007
Tia Washington ²	2006, 2007
Janell Crayton ²	2006
Jessica Mitchell ²	2006

¹Named to the first team

²Named to the second team



Bethany Scott combined for 34 points and 24 rebounds, including a double-double in the first round, in her three games of the 2003 SoCon Tournament to earn second-team all-tournament honors.

soCon all-Conference

First team

Dakota Dukes ²	2014
S. Aleksandravicius ¹	2011, 2012, 2013
Laura Murray ^{1,2,1}	2012, 2013, 2014
Alex Thompson ²	2010
Mercedes Robinson ^{1,1}	2008, 2009
Janell Crayton ²	2006
Jessica Mitchell ²	2006
Katie Hamilton ^{1,2}	2005, 2007
Janna Magette ²	2002
Jennifer O'Brien ²	1998, 2000
Jamie Brown ²	1999
Carolyn Kirsch	1997

second team

Hannah Early ³	2014
Dakota Dukes ³	2014
Laura Murray ³	2013
Alex Thompson ³	2010
Tia Washington ³	2007
Emily Callahan ³	2003
Jennifer O'Brien	1999
Kerry Brown	1998
Jessica Montrella	1998
Carolyn Kirsch	1996

¹Media Association and SoCon Coaches

²SoCon Coaches ~ ³SoCon Media
Until 2000-01, there was only a coaches' team

rebecca e. stimson award

Laura Murray	2014
Sophia Aleksandravicius	2013
Mercedes Robinson	2009
Tia Washington	2007
Jennifer O'Brien	2000
Jamie Brown	1999
Carolyn Kirsch	1997
Jennifer Roos	1993
Debbie Podolin	1987
Amy Crittenberger	1983
Sarah Womack	1980
Elizabeth Tanner	1978
Rebecca Stimson	1977

Stimson Award is give to a senior female Davidson student-athlete who excells both in her sport and in the classroom

soCon all-tournaMent

First team

Sophia Aleksandravicius	2013
Laura Murray	2012, 2013
Janell Crayton	2006
Jennifer O'Brien	1998, 2000
Jamie Brown	1999
Kerry Brown	1999

second team

Katie Hamilton	2005
Bethany Schott	2003
Jennifer O'Brien	1999
Katy Kamp	1999
Katy Kamp	1998



Emily Callahan was a second-team all-league pick by the media in 2003.



Two-time SoCon First and Second team member, Carolyn Kirsch.



Mercedes Robinson was a two-time first-team All-SoCon and All-State pick during her four-year career, 2005-09. She led the SoCon in rebounding her senior season at 9.6 rpg.



The 2006-07 season for the Davidson women's basketball team will go down as one of the best, if not the best ever, in program history.

Twenty-three wins. A 10-game winning streak. A nine-game road winning streak. Eleven road wins in all. Ten home wins. Those were just a few of the many accomplishments that either set a new school record or tied one.

For all their hard work, Davidson put an exclamation point on their season when they found out Monday, Mar. 12, 2007 they would continue their historic season with the team's first-ever trip to postseason play when it earned an at-large bid to the Women's National Invitational Tournament.

It marked the first time ever the women's team had earned a postseason bid. They were part of WNIT history as for the first time, each of the nation's 31 conferences will be represented in the WNIT. The tournament expanded to 48 teams this year to accommodate an automatic berth for each of the conferences.

Davidson's opponent in its first trip to postseason play was the UAB Blazers. The two schools had faced each other just once, back on Dec. 16, 2001.

Playing in their first-ever postseason game, the senior trio of Jessica Mitchell, Brynn Kelly, and Tia Washington looked to



Senior Jessica Mitchell did her best in keeping the Wildcats in the game vs. UAB with a career-high 24 points to cap off her Davidson career.

give the Wildcats their first career postseason win. Mitchell did all she could to keep the Wildcats within striking distance, draining a career-high 24 points by tying her career-best with nine field goals made and hit four of the Wildcats' 10 three-pointers. Three of her four three-balls came in the second half, including one with 14 seconds on the clock to bring the Wildcats within one, 78-77. She also matched her season-high with seven assists.

Kelly was the only other 'Cat in double

Game 32 — Mar. 15, 2007												
Davidson at	36	41	—	77								
uaB	39	42	—	81								
Davidson	FG	3FG	FT	R	PF	TP	A	To	Blk	S	M	
Kelly	5-8	1-1	1-2	11	2	12	1	2	1	1	32	
Hemerka	3-5	2-2	0-0	3	3	8	4	1	1	1	23	
Hamilton	2-6	1-4	0-0	5	4	5	1	4	0	1	22	
Washington	1-1	0-0	0-0	0	0	2	0	1	0	0	4	
Mitchell	9-15	4-9	2-2	1	3	24	7	2	0	1	38	
Laune	0-0	0-0	0-0	2	1	0	0	0	0	0	6	
Thompson	1-3	1-3	0-0	2	0	3	1	0	1	0	7	
Halbersleben	3-7	0-0	0-0	3	0	6	0	1	0	0	7	
Robinson	3-9	0-0	2-2	9	1	8	0	2	1	0	19	
Housley	2-7	1-4	0-0	3	5	5	1	2	0	0	21	
Gassie	1-3	0-1	0-0	1	1	2	1	2	0	0	13	
Paquette	1-5	0-0	0-0	2	0	2	0	1	1	0	8	
Team												
Totals	31-69	10-24	5-6	46	20	77	16	18	5	4	200	
UAB	FG	3FG	FT	R	PF	TP	A	To	Blk	S	M	
Rogers	5-13	1-4	7-9	8	0	18	5	5	1	1	40	
Moore	3-3	0-0	0-0	3	0	6	1	1	0	0	21	
Ingram	3-14	0-0	2-3	9	3	8	1	0	0	1	30	
Guzman	7-17	1-4	5-9	10	2	20	2	4	1	3	40	
Salaam	0-0	0-0	0-0	0	2	0	0	0	0	1	15	
Murray	1-1	0-0	0-0	0	2	2	0	0	0	0	7	
Simpson	2-3	0-0	0-0	2	0	4	0	0	0	0	8	
Jones	8-14	2-5	2-4	2	2	20	4	1	0	2	32	
Team												
Totals	30-68	5-16	16-25	39	11	81	14	11	2	9	200	
Att: 398												

Att: 398

figures as she registered her fourth career double-double on 12 points and 11 rebounds. Davidson, as a team, hauled in a game-high 46 boards to win the rebounding margin, 46-39.

Trailing by 11 (67-56) with 8:24 left in the game, Davidson started its rally with a three-pointer from Mitchell on the right wing. The shot sparked a 16-5 run over the next five and a half minutes that saw the Wildcats knot things up at 72-all on yet another three-pointer, this time from freshman Alex Thompson on the left side. Junior Danielle Hemerka also canned back-to-back shots from downtown in the run and finished the contest with eight points, four boards and three assists.

A quick 5-0 run, three of the points coming from the Blazers' Diamond Rogers, gave UAB back the lead at 77-72 with just 36 seconds on the clock.

Davidson charged right back, getting a fade-away jumper by sophomore Kelly Gassie and Mitchell's three-pointer that closed the gap to one (78-77). Rogers and Britney Jones sealed the Wildcats' hopes though, hitting three of four free throws in the closing seconds and Mitchell's last-second three-pointer was off target for the final score of 81-77.

The Wildcats did not get many calls



Senior Brynn Kelly capped off her final game in a Wildcat uniform by recording her fourth double-double.

their way all evening as the fouls were 20-11 and UAB stepped to the charity stripe 25 times (16-for-25) compared to Davidson's six trips (5-for-6).

Davidson used the hot hand of Mitchell in the first half to jump out to an early 11-10 advantage. Mitchell was perfect in the first half, draining all five of her shots from the field, including her only shot from downtown, and had two free throws for 13-first half points. The Wildcats as a team started the contest hitting eight of their first 12 shots, including two three-pointers. They finished the half nailing 15-of-29 shots from the floor for 51.7 percent and closed out the game shooting 44.9 percent.

UAB grabbed the lead back, 12-11, on the next possession on a layup from Shimena Moore and maintained at least a one-point lead all the way into halftime for a score of 39-36.

Sophomore Mercedes Robinson assisted off the bench during the Wildcats' second-half comeback with all eight her points coming in the second period. She also hauled in nine rebounds and picked up one of Davidson's season-high five blocks.





The Davidson women's basketball team made a return trip to the women's NIT after a record-setting 2011-12 campaign. The Wildcats won their

first regular season Southern Conference title with a school-best mark of 17-3, earning the automatic bid into the WNIT. The squad finished with 22 wins, one off the school record, while they rattled off a nine-game winning streak, again one off the 10-game set by the 2006-07 team that made the program's first postseason bid. The Wildcats also set a bench mark with a 12-1 home record at Belk Arena, including a record 9-1 record vs. the SoCon.

The 'Cats took their 22-9 record to Harrisonburg, Va., on Thursday, March 15, for a first-round matchup against the Dukes. It was the first-ever matchup against both teams.

James Madison entered the WNIT with a 24-7 record after reaching the semifinals of the Colonial Athletic Association Tournament. It marked only the second time since 2005 that the Dukes had not advanced to the championship game after winning the last two CAA Championships.

Junior Sophia Aleksandravicius, the SoCon Player of the Year as voted on by the coaches, scored a season-best 25 points and Davidson forced 22 turnovers, but was unable to overcome a 19-7 second-half



Junior Sophia Aleksandravicius led the 'Cats with a game-high 25 points vs. JMU.

run by James Madison in falling 64-49 in the first round of the Women's NIT.

Davidson concluded its season at 22-10, one win away from the school-record, as it made its second-ever postseason appearance. James Madison (25-7) moves on and will play Wake Forest in the second round.

Aleksandravicius finished with 25 points, 17 of them in the second-half when she kept the Wildcats in the game. She added nine rebounds, two assists and two blocks.

Down 24-20 at the break, the junior got Davidson's offense rolling by scoring seven straight points to open the new

stanza, and a fastbreak bucket by Jasmine Calin after she leaked out on the break gave the 'Cats a 29-28 advantage with 14:13 to go. It would be the only lead Davidson had for the game.

JMU would score a quick six points and then continue their run to 10-2 for a 38-31 advantage. The spurt continued all the way out to 19-7 giving the Dukes the lead for good at 47-36 with under five minutes to go.

Lauren Whitehurst led the rally with eight of her 14 total points in the run. The Dukes overall had three reach double figures with Tarik Hislop scoring 15 points and Kirby Burkholder 11, nine of them on treys.

The lead was cut to nine at 49-40 on a layup by Aleksandravicius with 4:23 remaining, but four straight free throws by Hislop pushed the lead back to double digits and the Wildcats got no closer than 10 the rest of the way.

Despite starting the game just 3-for-16 from the field, Davidson stayed within striking distance thanks to its solid defense. The Wildcats forced nine turnovers early and trailed just 7-6 after a driving layin by Sarah Davis.

It became 12-6 after the Dukes' Hislop hit a short jumper, forcing Davidson to call a timeout. The Wildcats though, came right back with two quick buckets from Laura Murray and Aleksandravicius. The 'Cats leading scorer Murray, who came in averaging just under 15 points, was held to seven points for the game.

Aleksandravicius sparked a mini 8-2 run when she rattled off six straight points and Davidson cut a seven-point Duke lead down to one, 21-20, on a Barbara Sitton fastbreak layup off a Murray steal. Davidson ended up causing 14 first-half turnovers and pocketing three steals.

JMU hit its third three-ball of the half for a 24-20 score at the break.

Davidson vs James Madison (3/15/12 7 p.m. at JMU Convocation Center/Harrisonburg, Va.)

VISITORS: Davidson 22-10

#	Player	f	fg	fga	3-pt	ft	fta	of	de	reb	pf	tp	a	to	blk	s	min
21	ALEKSANDR.	f	9	27	0	0	7	9	5	4	9	2	25	2	2	0	36
33	OTTAWAY, Amanda	f	1	6	0	0	0	2	3	3	6	2	2	0	0	0	21
02	MURRAY, Laura	g	3	14	1	8	0	0	1	3	4	3	7	3	1	0	2 38
12	CHIEMEKA, Katrin	g	0	4	0	1	0	0	0	2	2	2	0	0	0	0	11
32	SITTON, Barbara	g	2	7	0	1	0	0	1	3	4	4	4	1	4	0	2 40-
04	DAVIS, Sarah	f	1	2	0	0	0	0	0	0	0	2	2	0	0	0	5
25	CALIN, Jasmine	f	3	9	0	0	0	2	1	3	4	2	6	0	0	0	26
35	CENTER, Shneeka	g	0	0	0	0	0	0	0	0	0	0	0	0	0	1	6
42	JOHNSEN, Kristen	f	1	4	0	0	1	2	1	4	5	2	3	1	0	0	17
TEAM										3	2	5					
Totals.....			20	73	1	10	8	15	15	24	39	19	49	7	12	2	10 200

TOTAL FG%	1st Half: 9-35 25.7%	2nd Half: 11-38 28.9%	Game: 27.4%	DEADBALL
3-Pt. FG%	1st Half: 0-4 0.0%	2nd Half: 1-6 16.7%	Game: 10.0%	REBOUNDS
F Throw %	1st Half: 2-5 40.0%	2nd Half: 6-10 60.0%	Game: 53.3%	4

HOME TEAM: James Madison 25-7

#	Player	f	fg	fga	3-pt	ft	fta	of	de	reb	pf	tp	a	to	blk	s	min
03	Giggetts, Toia	f	3	6	0	0	2	2	3	6	9	4	8	0	1	0	2 22
15	Whitehurst, Lauren	f	7	13	0	0	0	0	2	5	7	3	14	0	2	2	0 21
30	Newman, Nikki	f	3	10	1	5	1	2	2	7	9	1	8	2	4	0	35
20	Burkholder, Kirby	g	4	12	3	9	0	0	1	6	7	1	11	3	5	2	2 37
22	Hislop, Tarik	g	4	11	0	0	7	9	1	4	5	0	15	6	2	0	2 36
00	Gill, Jasmine	f	1	4	0	0	2	4	1	3	4	2	4	1	1	0	18
21	Ross, Crystal	g	0	1	0	0	0	0	1	4	5	1	0	0	4	1	1 10
34	Francisco, Kiara	f	2	3	0	0	0	0	0	2	2	2	4	1	3	0	0 21
TEAM										4	8						
Totals.....			24	60	4	14	12	17	15	41	56	14	64	13	22	9	7 200

TOTAL FG%	1st Half: 10-24 41.7%	2nd Half: 14-36 38.9%	Game: 40.0%	DEADBALL
3-Pt. FG%	1st Half: 3-7 42.9%	2nd Half: 1-7 14.3%	Game: 28.6%	REBOUNDS
F Throw %	1st Half: 1-3 33.3%	2nd Half: 11-14 78.6%	Game: 70.6%	2

Attendance: 1028

Score by Periods 1st 2nd Total

Davidson 20 29 49

James Madison 24 40 64

JMU advances to second round of WNIT vs. Charlotte/Wake Forest winner
Lauren Whitehurst sets JMU season blocks record of 56; former record 54 by
Hollie Franklin, 2000-01

Points in the paint-DAV 32, JMU 30. Points off turnovers-DAV 12, JMU 14.
2nd chance points-DAV 6, JMU 12. Fast break points-DAV 6, JMU 4.
Bench points-DAV 11, JMU 8. Score tied-1 time. Lead changed-2 times.
Largest lead-DAV by 1 2nd-14:18, JMU by 15 2nd-00:06.



Laura Murray



The Davidson women's basketball team made it back-to-back postseason years with a return trip to the women's NIT after a very strong 2012-13 campaign. The Wildcats entered the first round of the tournament fresh off reaching the Southern Conference title game and were looking to make history with their first-ever postseason win.

Senior Sophia Aleksandravicius led the charge, dominating in the paint with her 20th double-double to pace four Wildcats in double figures and Davidson won the program's first postseason game with an 82-73 victory on the road at Old Dominion in the first round of the Women's National Invitation Tournament Thursday evening at the Ted Constant Convocation Center.

The two-time Southern Conference Player of the Year Aleksandravicius had 27 points and pulled in 11 rebounds for her 50th career double-double. She went a career-best 11-for-14 from the charity stripe as Davidson hit 20 shots at the line.

Laura Murray (16), Dakota Dukes (season-best tying 15) and Jasmine Calin (season-high 10) also registered double figures in points as Davidson moved to 22-12 on the season.

Barbara Sitton for the second game in a row hauled in double figures in rebounds, pulling in a career-best 11 on the defensive end. She also dished out seven assists and

Aleksandravicius and Calin had 11 and eight points, respectively, in the half.

Dukes helped push the lead out 16 (51-35) with six points in the first four minutes of the second half. An Aleksandravicius' and-one play two minutes later gave the Wildcats its biggest lead of the game at 58-40 when she swished home the free throw.

Old Dominion went on a 15-7 run to cut the deficit to 10 (65-55) with 7:48 on the clock. Kelley scored the final seven points of the spurt.

Davidson came right back, pushing its lead out to 74-59 on a pair of free throws from Katrin Chiemeka with 4:06 left and did not allow the lead to slip below 11 the rest of the way until the final score.

GAME NOTES: Davidson improved to 6-8 vs. non-conference foes this year ... the 22 wins tie last year's total and are second-most in school history ... Davidson scored 44 points in the paint ... Aleksandravicius crossed the 100-block mark with a pair of swats, giving her a personal-best 101 ... she holds seven career all-time records at Davidson ... her 20-point outing was the 28th of her career.

Davidson vs Old Dominion (3/21/13 7:00 PM at Norfolk, Va. (Constant Center)

VISITORS: Davidson 22-12

Victoria Davidson 22-12

##	Player	tot-fg		3-pt		rebounds							pf	tp	a	to	blk	s	min
		fg	fga	fg	fga	f	fta	of	de	tot									
21	ALEKSANDR.	f	8	15	0	0	11	14	2	9	11	2	27	2	6	2	0	35	
23	DUKES, Dakota	f	7	8	0	0	1	2	3	4	7	4	15	4	0	1	1	27	
02	MURRAY, Laura	g	4	14	3	7	5	8	1	6	7	1	16	4	0	0	0	37	
12	CHIEMEKA, Katrin	g	2	5	1	3	2	2	3	3	6	0	7	0	2	0	0	23	
32	SITTON, Barbara	g	1	4	0	0	0	2	0	11	11	3	2	7	8	0	4	37	
10	EARLY, Hannah		2	10	0	4	1	2	3	0	3	2	5	2	1	0	0	18	
22	LONG, Alex		0	0	0	0	0	0	0	1	1	1	0	0	1	0	0	1	
25	CALIN, Jasmine		5	9	0	0	0	3	3	1	4	4	10	2	1	0	1	22	
TEAM																			
Totals.....			29	65	4	14	20	33	20	37	57	17	82	21	19	3	6	200	

TOTAL FG%	1st Half: 17-35 48.6%	2nd Half: 12-30 40.0%	Game: 44.6%	DEADBALL
3-PT FG%	1st Half: 2-7 28.6%	2nd Half: 2-7 28.6%	Game: 28.6%	REBOUNDS
F Throw %	1st Half: 5-9 55.6%	2nd Half: 15-24 62.5%	Game: 60.6%	7

HOME TEAM: Old Dominion 19-12

#	Player	fg	fga	3-pt	ft	fta	of	de	rebounds	pf	tp	a	to	blk	s	min		
		fg	fga	fga					tot									
01	Kelley, Shae	f	9	17	0	0	3	6	1	5	6	4	21	1	5	0	3	31
14	Cook, Jackie	f	3	10	1	5	0	2	0	1	1	5	7	2	2	0	1	31
53	Richards, Shakeva	f	0	5	0	0	0	0	0	0	0	2	0	0	0	0	0	11
00	Gardner, Stephanie	g	4	5	2	2	5	8	1	1	2	1	15	4	1	0	3	23
05	Goodhope, Galaisha	g	4	7	0	0	3	3	0	8	8	2	11	5	3	0	1	27
03	Buchan, Mairi		0	2	0	2	0	0	1	1	2	0	0	0	1	0	0	11
04	Allison, Rebecca		3	6	0	1	0	2	0	0	0	1	6	5	0	0	1	18
11	Betz-White, Ashley		1	6	0	2	0	0	0	3	3	3	2	3	2	0	0	16
24	Younger, LaQuanda		3	7	0	3	0	1	2	1	3	1	6	1	0	0	0	9
32	Minor, Tiffany		2	6	1	3	0	0	3	2	5	3	5	1	0	2	2	23
Team									4		4							
Totals.....			29	71	4	18	11	22	12	22	34	22	73	22	14	2	11	200

TOTAL FG%	1st Half: 12-34 35.3%	2nd Half: 17-37 45.9%	Game: 40.8%	DEADBALL
3-PT FG%	1st Half: 4-9 44.4%	2nd Half: 0-9 0.0%	Game: 22.2%	REBOUNDS
F Throw %	1st Half: 1-6 16.7%	2nd Half: 10-16 62.5%	Game: 50.0%	4

Attendance: 878

Score by Periods	1st	2nd	Total
Davidson	41	41	82
Old Dominion	29	44	73

WNIT First Round Game

Points in the paint-DAV 44,ODU 42. Points off turnovers-DAV 18,ODU 10. 2nd chance points-DAV 11,ODU 10. Fast break points-DAV 4,ODU 14. Bench points-DAV 15,ODU 19. Score tied-2 times. Lead changed-3 times. Largest lead-DAV by 18 2nd-14:09, ODU by 3 1st-19:51.



Senior Sophia Aleksandravicius led the 'Cats to their first-ever postseason win with 27 points and 11 rebounds vs. Old Dominion.

pocketed four steals.

Davidson as a team pulled in a season-high 57 rebounds, including a season-best 20 on the offensive glass. It also assisted on 21 of its 29 field goals.

ODU (19-12) put three players in double digits, led by Shae Kelley's 21 points. Stephanie Gardner had 15 and Galaisha Goodhope scored 11. The Monarchs, who had not played in 18 days, shot 40.8 percent for the game.

Davidson took control of the contest with a 17-4 run to close the first half that turned a 25-24 deficit with 9:44 remaining into a 41-29 lead at the break.



Jasmine Calin (top) and Dakota Dukes (top on the right) combined for 25 points, while Barbara Sitton filled the stat sheet with a career-high 11 rebounds to go with seven dimes and four steals in Davidson's win at Old Dominion.





opponent, cross-county rival Charlotte 49ers.

The Wildcats battled all the way to the end against its cross-county rival, but Charlotte pulled away with a 19-8 run in the final six minutes to capture a 72-60 victory in the second round of the Women's National Invitation Tournament Sunday afternoon at Halton Arena.

Davidson completed its outstanding season at 22-13, which included earning the program's first postseason win in the first round of the WNIT. Charlotte moved to 26-5 and advances to the third round of the WNIT to face the winner of the Florida/Winthrop contest.

Up 53-52, Charlotte broke free from Davidson by scoring 10 of the next 13 points during a five-minute stretch to give itself a 10-point lead with 1:10 remaining. Jennifer Hailey scored seven of those points for the 49ers on her way to a game-high 22 points.

A free throw by Sophia Aleksandravicius made it 65-56 with 59 ticks left, but the 49ers sealed up with the win by going 7-for-8 at the charity stripe in the last minute, while the Wildcats were



In her final career game, Sophia Aleksandravicius scored 18 points to pace Davidson.

unable to convert on offense, turning the ball over three times in the last 1:10.

Aleksandravicius capped off her amazing four-year Wildcat career with 18 points and five rebounds. The two-time SoCon Player of the Year finished her career setting seven all-time school records, including points (1,878), rebounds (1,143) and blocks (339).

Fellow senior Jasmine Calin had one of her best games of the season, scoring a

season-high 12 points, nine of them coming in the first half. Hannah Early gave Davidson another spark off the bench scoring 13 points.

Senior Barbara Sitton had four points, five rebounds, four assists and three steals in her last game, while Katrin Chiemeka had two points on a pair of free throws.

Charlotte had three other players join Hailey in double figures. Hillary Sigmon and Jai Forney finished with 13 apiece, while Ny Hammonds scored 12 points and pulled in a game-high tying nine rebounds.

The 49ers shot 47.1 percent from the floor, including 50 percent in the second half, while Davidson was at 37.1 percent. Charlotte held a 43-31 edge on the boards, with both teams each pulling in 15 offensive rebounds.

The Wildcats erased a four-point halftime deficit with an 11-6 run, capped off by an and-one play from Aleksandravicius to start the second half and they had their second lead of the game at 38-37. Charlotte countered though by breaking up a 40-all tie a few minutes later with a quick six for a 46-40 advantage at 11:02 on the clock.

The 'Cats never backed down, getting another three-point play from Calin to make it 50-49 and then when the 49ers had pushed its lead to 53-49, Early struck for a deep trey on the left wing to make it 53-52 with 6:47 left in the game.

Davidson stayed close after the opening tip, getting a driving layup on the baseline by Sitton to make it 8-7. Two triples by Hillary Sigmon doubled the 'Cats up later though at 20-10 with 12:04 left in the first half.

Five straight points, including a three-point play from Calin, cut the deficit in half a few minutes later.

Then down 28-17 after a pair of Hailey free throws, part of her 13 first-half points, the 'Cats switched to a zone-defense and charged back with a 10-0 run. Sparking the run was six straight points from Early to get within one at 28-27 and under a minute to go. Charlotte took away a little of the momentum with the final three points to end the half up 31-27.

GAME NOTES: The 22 wins tied last year's total and are the second-most in school history ... Davidson dropped its fourth straight to Charlotte in the all-time series.

Davidson vs Charlotte (3/24/13 2:00 p.m. at Halton Arena (Charlotte, N.C.))

VISITORS: Davidson 22-13

#	Player	tot-fg		3-pt		ft		rebounds		pf	tp	a	to	blk	s	min
		fg	fga	fg	fga	ft	fta	of	de							
21	ALEKSANDR.	f	6	16	0	0	6	9	2	3	5	4	18	0	1	2 32
23	DUKES, Dakota	f	1	5	0	0	0	3	1	4	1	2	0	2	0	23
02	MURRAY, Laura	g	4	13	0	6	1	2	1	3	4	3	9	6	0	37
12	CHIEMEKA, Katrin	g	0	4	0	3	2	2	0	1	1	2	0	2	0	22
32	SITTON, Barbara	g	2	4	0	0	0	0	1	4	5	3	4	4	3	33
03	ERIKSSON, S.		0	0	0	0	0	0	2	2	0	0	0	0	0	4
10	EARLY, Hannah	5	10	2	4	1	2	2	1	3	4	13	0	1	0	24
25	CALIN, Jasmine	5	10	0	0	2	2	1	3	2	12	1	1	1	1	25
TEAM																
Totals			23	62		2	13	12	17	15	16	31	18	60	11	200

TOTAL FG%	1st Half: 12-31 38.7%	2nd Half: 11-31 35.5%	Game: 37.1%	DEADBALL
3-PT FG%	1st Half: 0-5 0.0%	2nd Half: 2-8 25.0%	Game: 15.4%	REBOUNDS
F Throw %	1st Half: 3-4 75.0%	2nd Half: 9-13 69.2%	Game: 70.6%	1

HOME TEAM: Charlotte 26-5

#	Player	tot-fg		3-pt		ft		rebounds		pf	tp	a	to	blk	s	min
		fg	fga	fg	fga	ft	fta	of	de							
04	DOWE, Amanda	f	1	1	0	0	3	4	3	6	9	4	5	2	1	0 20
30	HAILEY, Jennifer	f	8	14	0	0	6	10	3	5	8	3	22	0	1	4 2 34
10	HAMMONDS, Ny	g	4	9	0	1	4	6	2	7	9	1	12	4	1	1 40
22	SIGMON, Hillary	g	3	10	3	8	4	4	0	2	2	2	13	2	1	2 0 34
23	FORNEY, Jai	g	6	11	0	0	1	1	5	2	7	2	13	3	7	0 2 34
03	HOLMES, Ayanna		0	3	0	1	0	0	0	1	1	2	0	0	2	0 12
20	GORDON, Kira		2	3	0	0	3	4	2	4	6	0	7	1	3	1 23
32	ALEXANDER, Alexis		0	0	0	0	0	0	1	1	0	0	0	2	0	0 3
TEAM																
Totals			24	51		3	10	21	29	15	28	43	14	72	12	190

TOTAL FG%	1st Half: 13-29 44.8%	2nd Half: 11-22 50.0%	Game: 47.1%	DEADBALL
3-PT FG%	1st Half: 2-7 28.6%	2nd Half: 1-3 33.3%	Game: 30.0%	REBOUNDS
F Throw %	1st Half: 3-4 75.0%	2nd Half: 18-25 72.0%	Game: 72.4%	4

Attendance: 1074

Score by Periods 1st 2nd Total

Davidson 27 33 60

Charlotte 31 41 72

WNIT - Second Round

Points in the paint-DAV 34,CHA 38. Points off turnovers-DAV 13,CHA 21.
2nd chance points-DAV 9,CHA 13. Fast break points-DAV 12,CHA 12.
Bench points-DAV 25,CHA 7. Score tied-3 times. Lead changed-4 times.
Largest lead-DAV by 1 1st-18:03, CHA by 13 2nd-00:33.



points

Game (individual)

35, Alex Thompson at Appalachian St., Dec. 6, 2008
35, Jennifer O'Brien vs. Furman, March 3, 2000
35, Heather McKee vs. Coker, Jan. 22, 1985

Game (team)

103, vs. ETSU, Jan. 22, 2002
103, vs. Canisius, Dec. 6, 1997

Game (team - Home)

103, vs. ETSU, Jan. 22, 2002
103, vs. Canisius, Dec. 6, 1997

Game (team - away)

93, at Winthrop, Dec. 30, 1996

Game (team - neutral)

92, vs. UNC Greensboro, Feb. 27, 1999

Game (team - Half)

61, vs. ETSU, Jan. 22, 2002

Game (team - loss)

97, vs. Georgia Southern, Feb. 17, 1996

Game (team - Opponent)

138, UNC Wilmington, Dec. 6, 1983

Game (team - Combined)

197, vs. Georgia Southern, Feb. 17, 1996

season (team)

2,260, 2006-07

season average (team)

76.4, 1998-99

season Most allowed (team)

2,342, 1983-84

season least allowed (team)

1,762, 1996-97

season lowest Opponent average (team)

36.7, 1973-74

field goals

Game (individual Made)

15, Jennifer O'Brien vs. Furman, March 3, 2000

Game (individual attempted)

32, Sarah Womack vs. Warren Wilson, Dec. 11, 1979

Game (individual Percentage - min. 10 attempts)

.917, Katy Kamp (11 of 12) vs. ETSU, Feb. 1, 2000

Game (team Made)

41, vs. Oglethorpe, Nov. 29, 2005

Game (team attempted)

99, vs. Newberry, Feb. 8, 1977

Game (team Percentage)

.638, vs. ETSU, Feb. 1, 2000

season (team Made)

836, 2006-07

season (team attempted)

1,994, 2012-13

season (team Percentage)

.477, 1997-98

three-point field goals

Game (individual Made)

9*, Alex Thompson at App. State, Dec. 6, 2008

Game (individual attempted)

14, Hannah Early at Rhode Island 1/23/16

Game (individual Percentage - min. 4 attempts)

1.000, Laura Murray (7-of-7) vs. Georgia Southern, Dec. 12, 1999

Game (team Made)

13, at Furman, Feb. 26, 2004

Game (team attempted)

33, at Furman, Feb. 26, 2004

Game (team Percentage)

.727, vs. Wofford, Feb. 21, 2000

season (team Made)

180, 2007-08

season (team attempted)

542, 2007-08

season (team Percentage)

.395, 1999-00

*- denotes a SoCon single-game record

rebounds

Game (individual)

23, Erin Butcher vs. Lynchburg, Jan. 30, 1993
23, Sally Howell vs. Sacred Heart, 1982

Game (team)

83, vs. Newberry, Feb. 8, 1977

season (team)

1,370, 2012-13

double-doubles

season (individual)

20, Sophia Aleksandravicius, 2012-13

Career (individual)

50, Sophia Aleksandravicius, 2009-13

triple-doubles

Game (individual)

1, S. Aleksandravicius, Feb. 16, 2013
20 points, 10 rebounds, 10 blocks

Career (individual)

1, Sophia Aleksandravicius, 2009-13

Most games With 30 or

More points

Games (individual)

3, Jennifer O'Brien, 1996-2000

Most games With 20 or

More points

Games (individual)

33, Laura Murray, 2010-14
28, Sophia Aleksandravicius, 2009-13

free throws

Game (individual Made)

14, Kerry Brown vs. Wofford, Jan. 24, 1998

Game (individual attempted)

16, Cindy Morrison vs. Newberry, Feb. 8, 1977
Dakota Dukes vs. UMass, Feb. 21, 2016

Game (individual Percentage - min. 10 attempts)

1.000, Kerry Brown (14 of 14) vs. Wofford, Jan. 24, 1998

Game (team Made)

34, at Wofford, Feb. 23, 2008

Game (team attempted)

47, vs. Charleston Southern, Jan. 22, 1994

Game (team Percentage - min. 10 made)

.950, vs. Manhattan, Dec. 28, 2000

season (team Made)

526, 1998-99

season (team attempted)

758, 1998-99

season (team Percentage)

.767, 2010-11

steals

Game (individual)

11, Jennifer O'Brien vs. Furman, Jan. 11, 1999

Game (team)

26, vs. Washington & Lee, Jan. 29, 1994

26, vs. Emory, Dec. 2, 2006

season (team)

382, 2006-07

assists

Game (individual)

13, Jennifer O'Brien vs. Furman, Jan. 11, 1999

Game (team)

28, vs. Barber-Scotia, Dec. 9, 1995 & 28, vs. UNCG, Jan. 23, 2013

season (team)

501, 2006-07

Blocked Shots

Game (individual)

10, Sophia Aleksandravicius vs. Furman, Feb. 16, 2013

Game (team)

12, vs. High Point, Nov. 25, 2014
12, vs. Western Carolina, Jan. 13, 1996

season (team)

159, 2012-13

*- current player in bold

- 30 & 20 point game records are as of 1992-1993

points

1,880	Laura Murray	2010-14
1,878	Sophia Aleksandravicius	2009-13
1,510	Jennifer O'Brien	1996-00
1,406	Hannah Early	2011-16
1,392	Janna Magette	1998-02
1,370	Carolyn Kirsch	1993-97
1,299	Mike Frankhouser	1979-83
1,280	Dakota Dukes	2012-16
1,249	Sarah Womack	1976-80
1,192	Katie Hamilton	2003-08
1,143	Mackenzie Latt	2014-
1,115	Mercedes Robinson	2005-09
1,101	Danielle Hemerka	2004-08
1,082	Emily Callahan	2001-04
1,069	Jessica Montrella	1995-99
1,045	Alex Thompson	2006-10
1,041	Katy Kamp	1996-00
1,024	Ashley Hallsted	2000-04
1,001	Ashley Lax	2007-11
942	Meghan Bryant	2000-04

pts. per game (Min. 50 gs played)

16.7	Sarah Womack	1976-80
16.0	Mike Frankhouser	1979-83
15.0	Heather McKee	1984-86
14.8	Erin Butcher	1992-94
14.8	Sophia Aleksandravicius	2009-13
14.7	Donna Sherrill	1973-76
14.5	Laura Murray	2010-14
14.0	Jennifer O'Brien	1996-00
13.2	Carolyn Kirsch	1993-97
13.1	Mackenzie Latt	2014-
12.5	Janna Magette	1998-02
11.9	Jamie Brown	1995-99
11.6	Jessica Montrella	1995-99
11.3	Katie Hamilton	2003-08
11.2	Beth Tanner	1974-78



Laura Murray '14 left Davidson as the all-time scoring leader with 1,880 points, setting the mark on her final career shot in the SoCon Championship game. A three-time All-SoCon First Team pick, Murray also set three other all-time career records, while setting three single-season marks, including points with 617 her senior year.

Sarah Womack '80 led the team in scoring all four years at Davidson. She tallied a career-high 32 points against Converse on Dec. 4, 1979.



Kristen Ferrucci '96 improved her shooting percentage every year she was on the squad. Her 55.4 percent field goal accuracy is tops in program history.



Sophia Aleksandravicius '13 was one of the best players in program history, setting seven all-time records as well as five single-season records during her career. She was a two-time SoCon Player and Defender of the Year, 2012 & 2013. Aleksandravicius is only the third basketball player (men or women) at Davidson to collect over 1,000 points and 1,000 rebounds in a career.

field goals

730	Sophia Aleksandravicius	2009-13
644	Laura Murray	2010-14
556	Sarah Womack	1976-80
547	Carolyn Kirsch	1993-97
540	Mike Frankhouser	1979-83
527	Jennifer O'Brien	1996-00
516	Hannah Early	2011-16
497	Mackenzie Latt	2014-
492	Janna Magette	1998-02
465	Dakota Dukes	2012-16
436	Katy Kamp	1996-00
422	Danielle Hemerka	2004-08
406	Mercedes Robinson	2005-09
399	Katie Hamilton	2003-08
398	Emily Callahan	2001-05

field goals attempted

1,623	Laura Murray	2010-14
1,615	Sophia Aleksandravicius	2009-13
1,481	Sarah Womack	1976-80
1,403	Hannah Early	2011-16
1,305	Mike Frankhouser	1976-80
1,233	Janna Magette	1998-01
1,194	Jennifer O'Brien	1996-00
1,172	Carolyn Kirsch	1993-97
1,103	Mackenzie Latt	2014-
988	Katie Hamilton	2003-08
969	Danielle Hemerka	2004-08
959	Ashley Hallsted	2000-04
953	Dakota Dukes	2012-16
939	Ashley Lax	2007-11
916	Emily Callahan	2001-05

field goal percentage (Min. 150 Made)

55.4	Kristen Ferrucci	1992-96
52.4	Jennie Vanlerberghe	1994-98
50.8	Tia Washington	2003-07
50.0	Katy Kamp	1996-00
48.9	Lavetta Dawkins	1985-86
48.8	Dakota Dukes	2012-16
48.3	Julia Paquette	2006-10
47.5	Donna Sherrill	1973-76
47.3	Jamie Brown	1995-99
47.1	Meghan Bryant	2000-04
46.7	Carolyn Kirsch	1993-97
46.5	Bethany Schott	1998-03
46.0	Jessica Montrella	1995-99
45.7	Kristen Johnsen	2008-12
45.6	Mercedes Robinson	2005-09

three-point field goals

231	Hannah Early	2011-16
222	Laura Murray	2010-14
213	Janna Magette	1998-02
188	Ashley Lax	2007-11
161	Alex Thompson	2006-10
153	Katie Hamilton	2003-08
139	Ashley Hallsted	2000-04
134	Jennifer O'Brien	1996-00
120	Jessica Mitchell	2003-07
110	Emily Callahan	2001-05
91	Tonya Sharpe	1992-96
88	Danielle Hemerka	2004-08
85	Honna Housley	2004-08
80	Amy Scalucci	1993-97
76	Maggie Young	1992-96

3-pt. field goal attempts

647	Laura Murray	2010-14
642	Hannah Early	2011-16
597	Janna Magette	1998-02
510	Ashley Lax	2007-11
441	Katie Hamilton	2003-08
440	Ashley Hallsted	2000-04
391	Alex Thompson	2006-10
364	Jennifer O'Brien	1996-00
336	Emily Callahan	2001-05
326	Jessica Mitchell	2003-07
319	Danielle Hemerka	2004-08
317	Honna Housley	2004-08
306	Tonya Sharpe	1992-96
235	Maggie Young	1992-96
232	Amy Scalucci	1993-97

3-pt. fg percentage (Min. 40 Made)

41.2	Alex Thompson	2006-10
37.8	Meagan Gleason	1996-00
36.9	Ashley Lax	2007-11
36.8	Jessica Mitchell	2003-07
36.8	Jennifer O'Brien	1996-00
35.9	Hannah Early	2011-16
35.7	Janna Magette	1998-02
34.7	Katie Hamilton	2003-08
34.5	Amy Scalucci	1993-97
34.3	Laura Murray	2010-14
33.1	Courtney Laird	2000-04
32.8	Maggie Young	1992-96
32.7	Emily Callahan	2001-05
31.9	Jessica Montrella	1995-99
31.6	Ashley Hallsted	2000-04



Ashley Lax '11 finished second all-time in made and attempted three-pointers, while shooting at 36.9 percent clip which was third-best all-time. She also left Davidson with the single-season record for three-balls with 66.



The sharp-shooting eye of Katie Hamilton '08 behind the arc led her to finishing her career ranked fifth all-time in three-pointers made with 153.



One of the best players in Wildcat history, Hall of Famer Jennifer O'Brien '00 ranks among the top-20 in several Davidson career statistical category.

free throws

398	Sophia Aleksandravicius	2009-13
370	Laura Murray	2010-14
350	Dakota Dukes	2012-16
322	Jennifer O'Brien	1996-00
282	Jessica Montrella	1995-99
276	Carolyn Kirsch	1993-97
266	Mercedes Robinson	2005-09
246	Kerry Brown	1995-99
241	Katie Hamilton	2003-08
226	Jamie Brown	1995-99
219	Mike Frankhouser	1979-83
218	Alex Thompson	2006-10
216	Robyn Flewelling	2000-04
211	Ashley Hallsted	2000-04
203	Bethany Schott	1998-03

free throws attempted

516	Sophia Aleksandravicius	2009-13
486	Dakota Dukes	2012-16
484	Laura Murray	2010-14
472	Carolyn Kirsch	1993-97
440	Jennifer O'Brien	1996-00
430	Mike Frankhouser	1979-83
382	Katy Kamp	1996-00
371	Jessica Montrella	1995-99
359	Mercedes Robinson	2005-09
324	Bethany Schott	1998-03
321	Kerry Brown	1995-99
315	Katie Hamilton	2003-08
296	Kristen Ferrucci	1992-96
289	Tia Washington	2003-07
287	Jamie Brown	1995-99

free throw pct. (Min. 60 Made)

83.5	Alex Thompson	2006-10
81.8	Jen Artman	1985-86
80.8	Emily Callahan	2001-05
80.6	Ashley Lax	2007-11
79.2	Janna Magette	1998-02
78.7	Jamie Brown	1995-99
77.8	Meagan Gleason	1996-00
77.7	Hannah Early	2011-16
77.3	Courtney Laird	2000-04
77.1	Sophia Aleksandravicius	2009-13
76.8	Alex Long	2012-16
76.7	Kerry Brown	1995-99
76.5	Katie Hamilton	2003-08
76.4	Laura Murray	2010-14
76.4	Heather McKee	1984-86

Rebounds


1,143	Sophia Aleksandravicius	2009-13
878	Carolyn Kirsch	1993-97
816	Mike Frankhouser	1979-83
769	Mercedes Robinson	2005-09
734	Dakota Dukes	2012-16
715	Danielle Hemerka	2004-08
650	Hannah Early	2011-16
646	Meghan Bryant	2000-04
638	Mackenzie Latt	2014-
601	Sarah Womack	1976-80
552	Julia Paquette	2006-10
549	Jennifer O'Brien	1996-00
547	Laura Murray	2010-14
543	Katy Kamp	1996-00
522	Brynn Kelly	2003-07

Rebs. per game (Min. 50 games played)

10.3	Erin Butcher	1992-94
10.1	Mike Frankhouser	1979-83
9.0	Sophia Aleksandravicius	2009-13
8.4	Carolyn Kirsch	1993-96
8.0	Sarah Womack	1976-80
7.9	Cindy Morrison	1975-78
7.7	Heather McKee	1984-86
7.3	Mackenzie Latt	2014-
7.0	Katherine Morton	1973-77
7.0	Donna Sherrill	1973-76
7.0	Mercedes Robinson	2005-09
6.9	Jeanne Womack	1979-83
6.5	Jamie Brown	1995-99
6.0	Danielle Hemerka	2004-08
5.9	Dakota Dukes	2012-16
5.8	Meghan Bryant	2000-04
5.6	Nancy Matheny	1973-77

assists


588	Jennifer O'Brien	1996-00
469	Barbara Sitton	2009-13
342	Alex Thompson	2006-10
337	Laura Murray	2010-14
317	Ashley Hallsted	2000-04
317	Tia Washington	2003-07
312	Robyn Flewelling	2000-04
296	Janna Magette	1998-02
285	Kerry Brown	1995-99
269	Jessica Mitchell	2003-07
267	Monica Winter	1993-97
259	Lindsay Shade	2000-04
239	Danielle Hemerka	2004-08
231	Jamie Brown	1995-99
230	Beth Tanner	1974-78



Meghan Bryant '04 finished her career with 133 blocks, good for second place all-time.



Barbara Sitton '13 closed her career out ranking second all-time in assists (469) and steals (270), just behind Hall of Famer Jennifer O'Brien.



Hall of Famer Carolyn Kirsch '97 ranks second all-time with 878 rebounds and fourth in points.

Steals

368	Jennifer O'Brien	1996-00
270	Barbara Sitton	2009-13
250	Laura Murray	2010-14
239	Janna Magette	1998-02
220	Carolyn Kirsch	1993-97
200	Tia Washington	2003-07
185	Danielle Hemerka	2004-08
183	Sophia Aleksandravicius	2009-13
160	Ashley Hallsted	2000-04
158	Jessica Mitchell	2003-07
153	Katie Hamilton	2003-08
153	Mercedes Robinson	2005-09
148	Alex Thompson	2006-10
146	Jamie Brown	1995-99
146	Amy Hartman	1982-86

Blocked shots

339	Sophia Aleksandravicius	2009-13
133	Meghan Bryant	2000-04
122	Jennie Vanlerberghe	1994-98
121	Courtney Laird	2000-04
97	Hannah Early	2011-16
86	Jessica Montrella	1995-98
85	Kristen Ferrucci	1992-96
83	Julia Paquette	2006-10
78	Mackenzie Latt	2014-
77	Dakota Dukes	2012-16
66	Carolyn Kirsch	1993-97
61	Sally Howell	1980-82
61	Janell Crayton	2002-06
55	Lavetta Dawkins	1985-86
55	Mike Frankhouser	1979-83
54	Molly Burke	1992-96
51	Jamie Brown	1995-99
50	Kerry Brown	1995-99



Mercedes Robinson '09 left Davidson with her name etched in top-15 career record book in 10 categories, while ranking second in single-season for rebounds (288).

Points

617	Laura Murray	2013-14
577	Sophia Aleksandravicius	2012-13
511	Sophia Aleksandravicius	2010-11
488	Jennifer O'Brien	1999-00
474	Sophia Aleksandravicius	2012-13
463	Laura Murray	2011-12
461	Dakota Dukes	2013-14
459	Katie Hamilton	2004-05
456	Justine Lyon	2016-17
443	Sophia Aleksandravicius	2011-12
442	Jennifer O'Brien	1997-98

Pts. per game

21.2	Lavetta Dawkins	1985-86
19.3	Laura Murray	2013-14
19.1	Sarah Womack	1979-80
18.9	Mike Frankhouser	1982-83
18.8	Sarah Womack	1978-79
18.6	Jen Artman	1985-86
18.1	Jennifer O'Brien	1999-00
18.0	Mike Frankhouser	1980-81
17.3	Erin Butcher	1992-93
17.1	Jennifer O'Brien	1997-98

Field goals

223	Sophia Aleksandravicius	2012-13
207	Laura Murray	2013-14
192	Sophia Aleksandravicius	2010-11
186	Sophia Aleksandravicius	2012-13
184	Mackenzie Latt	2015-16
178	Sophia Aleksandravicius	2011-12
175	Jennifer O'Brien	1999-00
175	Justine Lyon	2016-17
169	Sarah Womack	1978-79
166	Carolyn Kirsch	1996-97
166	Laura Murray	2011-12

Field goals attempted

487	Laura Murray	2013-14
475	Sophia Aleksandravicius	2012-13
440	Hannah Early	2014-15
425	Laura Murray	2012-13
414	Sarah Womack	1978-79
411	Sophia Aleksandravicius	2010-11
404	Sophia Aleksandravicius	2012-13
403	Laura Murray	2011-12
399	Mackenzie Latt	2015-16
399	Mackenzie Latt	2015-16
399	Mike Frankhouser	1980-81
399	Sophia Aleksandravicius	2011-12

Field goal percentage (Min. 80 Made)

67.7	Kristen Ferrucci	1995-96
64.4	Kristen Ferrucci	1994-95
56.0	Jennie Vanlerberghe	1996-97
55.2	Jennie Vanlerberghe	1997-98
54.7	Jamie Brown	1998-99
54.7	Katy Kamp	1998-99
52.7	Katy Kamp	1997-98
52.4	Kristen Johnsen	2010-11
52.1	Tia Washington	2004-05
51.7	Mercedes Robinson	2007-08

Three-point field goals

74	Hannah Early	2014-15
66	Ashley Lax	2008-09
65	Laura Murray	2011-12
65	Alex Thompson	2008-09
65	Janna Magette	2001-02
64	Ashley Lax	2009-10
63	Hannah Early	2015-16
63	Hannah Early	2013-14
62	Laura Murray	2013-14
57	Janna Magette	2000-01
52	Laura Murray	2012-13
50	Ashley Lax	2010-11



Sophia Aleksandravicius (2009-13) capped off her elite career by setting, at the time, six new single-season records her senior year. She broke five of them that she had already held.

3-pt. field goal attempts

211	Hannah Early	2014-15
186	Hannah Early	2015-16
178	Janna Magette	2001-02
178	Laura Murray	2012-13
177	Laura Murray	2013-14
176	Janna Magette	2000-01
171	Laura Murray	2011-12
169	Katie Hamilton	2004-05
168	Ashley Lax	2009-10
160	Ashley Lax	2008-09

3-pt. field goal pct. (Min. 20 Made)

47.3	Jessica Montrella	1997-98
45.5	Jennifer O'Brien	1997-98
44.8	Meagan Gleason	1999-00
42.8	Alex Thompson	2008-09
42.7	Alex Thompson	2007-08
42.3	Monica Laune	2009-10
41.7	Hannah Early	2013-14
41.3	Ashley Lax	2008-09
40.8	Courtney Laird	2002-03
39.8	Jennifer O'Brien	1999-00

Free throws

147	Dakota Dukes	2013-14
141	Laura Murray	2013-14
128	Sophia Aleksandravicius	2012-13
123	Sophia Aleksandravicius	2010-11
111	Mercedes Robinson	2008-09
109	Bethany Schott	2002-03
104	Kerry Brown	1998-99
103	Jamie Brown	1998-99
101	Jessica Montrella	1998-99
98	Katie Hamilton	2004-05
97	Kelly Copland	2000-01
93	Jennifer O'Brien	1997-98

Free throws attempted

196	Laura Murray	2013-14
193	Dakota Dukes	2013-14
167	Bethany Schott	2002-03
164	Sophia Aleksandravicius	2012-13
156	Sally Howell	1981-82
149	Sophia Aleksandravicius	2010-11
148	Carolyn Kirsch	1996-97
144	Mercedes Robinson	2008-09
140	Kelly Copland	2000-01
134	Mike Frankhouser	1981-82
132	Donna Ferren	1978-79
132	Jessica Montrella	1998-99
132	Kerry Brown	1998-99
131	Mike Frankhouser	1982-83

Free throw percentage

88.0	Monica Laune	2009-10
87.3	Ashley Lax	2008-09
87.0	Janna Magette	2001-02
87.0	Alex Thompson	2007-08
86.4	Hannah Early	2015-16
84.4	Hannah Early	2014-15
83.6	Emily Callahan	2002-03
83.3	Alex Thompson	2008-09
82.6	Sophia Aleksandravicius	2010-11
81.8	Jen Artman	1985-86

Rebounds

347	Sophia Aleksandravicius	2012-13
288	Mercedes Robinson	2008-09
285	Sophia Aleksandravicius	2011-12
278	Sophia Aleksandravicius	2010-11
268	Sally Howell	1981-82
267	Carolyn Kirsch	1994-95
247	Dakota Dukes	2013-14
246	Mackenzie Latt	2014-15
246	Erin Butcher	1992-93
243	Mercedes Robinson	2007-08

Rebounds per game

12.3	Erin Butcher	1992-93
11.1	Lavetta Dawkins	1985-86
11.0	Mike Frankhouser	1982-83
10.7	Mike Frankhouser	1980-81
10.7	Cindy Morrison	1976-77
10.7	Sally Howell	1981-82
9.9	Sophia Aleksandravicius	2012-13
9.9	Carolyn Kirsch	1994-95
9.6	Mercedes Robinson	2008-09
9.1	Mike Frankhouser	1979-80

Assists

184	Jennifer O'Brien	1997-98
163	Jennifer O'Brien	1998-99
148	Barbara Sittton	2012-13
142	Jennifer O'Brien	1999-00
137	Barbara Sittton	2010-11
133	Amy Hartman	1985-86
124	Barbara Sittton	2011-12
119	Alex Thompson	2007-08
115	Tia Washington	2006-07
110	Chloe Johnson	2016-17
108	Alex Thompson	2008-09

Steals

117	Jennifer O'Brien	1999-00
101	Janna Magette	2000-01
99	Jennifer O'Brien	1998-99
91	Barbara Sittton	2012-13
90	Barbara Sittton	2011-12
86	Jennifer O'Brien	1997-98
83	Laura Murray	2013-14
77	Tia Washington	2004-05
71	Jessica Mitchell	2005-06
66	Jennifer O'Brien	1996-97

Blocked shots

102	Sophia Aleksandravicius	2012-13
95	Sophia Aleksandravicius	2010-11
93	Sophia Aleksandravicius	2011-12
61	Sally Howell	1981-82
55	Lavetta Dawkins	1985-86
49	Sophia Aleksandravicius	2009-10
48	Meghan Bryant	2001-02
47	Meghan Bryant	2000-01
42	Courtney Laird	2003-04
39	Jennie Vanlerberghe	1996-97
38	Courtney Laird	2002-03

year-By-year record

Year	Overall			Conference			Coach
	W	L	Pct.	W	L	Pct.	
1973-74	8	3	.727	—	—	—	Ann Holland
1974-75	10	7	.588	—	—	—	Charlie Slagle, Joe Duncan, Ken Schmader
1975-76	4	13	.235	—	—	—	Rosa Lee Janero
1976-77	9	10	.474	—	—	—	Susan Roberts
1977-78	5	13	.278	—	—	—	Susan Roberts
1978-79	4	15	.211	—	—	—	Susan Roberts
1979-80	8	10	.444	—	—	—	Susan Roberts
1980-81	3	18	.143	—	—	—	Dee Mayes
1981-82	7	17	.292	—	—	—	Dee Mayes
1982-83	8	12	.400	—	—	—	Dee Mayes
1983-84	0	25	.000	—	—	—	Patty Daley
1984-85	3	18	.143	—	—	—	Patty Daley
1985-86	10	8	.555	—	—	—	Patty Daley
1992-93	9	13	.409	—	—	—	John Filar
1993-94	5	21	.192	0	7	.000	John Filar
1994-95	4	23	.173	0	14	.000	John Filar
1995-96	14	12	.538	7	7	.500	John Filar
1996-97	15	11	.577	7	7	.500	John Filar
1997-98	18	9	.667	12	4	.750	John Filar
1998-99	18	10	.643	11	7	.611	John Filar
1999-00	10	17	.370	8	10	.444	John Filar
2000-01	9	19	.321	4	14	.222	John Filar
2001-02	10	18	.357	6	12	.333	Annette Watts
2002-03	15	15	.500	8	10	.444	Annette Watts
2003-04	16	12	.571	13	7	.650	Annette Watts
2004-05	18	11	.621	14	6	.700	Annette Watts
2005-06	17	12	.586	12	6	.667	Annette Watts
2006-07	23	9	.719	13	5	.722	Annette Watts
2007-08	19	11	.633	13	5	.722	Annette Watts
2008-09	12	18	.400	11	9	.550	Annette Watts
2009-10	14	15	.483	12	8	.600	Annette Watts
2010-11	14	17	.452	8	12	.400	Michele Savage
2011-12	22	10	.688	17	3	.850	Michele Savage
2012-13	22	13	.629	16	4	.800	Michele Savage
2013-14	16	16	.500	11	7	.611	Michele Savage
2014-15	5	25	.167	1	15	.063	Michele Savage
2015-16	11	19	.366	5	11	.313	Michele Savage
2016-17	6	23	.207	4	12	.333	Michele Savage
Totals	421	548	.434	213	202	.513	

Coaching Records

Coach	Years	Overall			Conference		
		W	L	Pct.	W	L	Pct.
Ann Holland	1973-74	8	3	.727	—	—	—
Slagle, Duncan, Schmader	1974-75	10	7	.588	—	—	—
Rosa Lee Janero	1975-76	4	13	.235	—	—	—
Susan Roberts	1976-80	26	48	.351	—	—	—
Dee Mayes	1980-83	18	47	.277	—	—	—
Patty Daley	1983-86	13	51	.203	—	—	—
John Filar	1992-01	102	135	.430	49	70	.412
Annette Watts	2001-10	144	121	.543	102	68	.600
Michele Savage	2010-2017	96	123	.474	62	64	.492
Totals	38 seasons	421	548	.434	213	202	.513

Anderson	0- 2	East Carolina	2- 1	Miami	0- 1	South Carolina State	1- 0
Appalachian State	21-26	East Tennessee State	15-13	Miami (Ohio)	0- 2	Southern Cal	0- 1
Arkansas	0- 1	Eastern Michigan	1- 0	Michigan State	0- 3	Southern Miss	1- 0
Arkansas-Little Rock	0- 1	Eastern Washington	1- 0	Missouri	0- 1	Southern Seminary	1- 0
Army	3- 0	Elon	19- 8	Mississippi	0- 1	Stetson	0- 2
Auburn	0- 1	Emory	1- 0	Monmouth	0- 1	Saint Louis	1- 4
Augusta	2- 2	Fairleigh Dickinson	1- 0	Montana	0- 1	Saint Joseph's	0- 4
Barber Scotia	1- 3	Ferrum	2- 2	Mount St. Mary's	2- 0	St. Andrews	2- 5
Barton	1- 0	Florida International	1- 0	Navy	1- 1	St. Bonaventure	0- 3
Belmont Abbey	1- 3	Fordham	2- 5	Nebraska	0- 1	St. Francis (N.Y.)	0- 1
Bennett	0- 8	Francis Marion	0- 1	Newberry	2- 1	St. Francis (Pa.)	0- 1
Boston	1- 0	Franklin & Marshall	0- 1	New Hampshire	0- 1	St. Mary's (Calif.)	1- 1
Boston College	0- 1	Furman	29-31	New Jersey IT	1- 0	Stony Brook	0- 1
Bowling Green	1- 0	Gardner-Webb	7- 7	Niagara	0- 1	SW Missouri State	0- 1
Brevard	0- 1	George Mason	2- 2	North Carolina	0- 4	Toledo	0- 1
Brown	0- 1	George Washington	0- 3	North Carolina A&T	0- 2	Towson	0- 1
Bucknell	1- 0	Georgia	0- 2	North Texas	1- 0	Tennessee	0- 1
Butler	1- 0	Georgia Southern	25-20	Northern Illinois	0- 1	UAB	0- 2
Campbell	1- 6	Georgia Tech	1- 3	N.C. Central	1- 0	UMBC	1- 1
Canisius	2- 0	Georgia State	2- 0	N.C. State	1- 6	UNC Asheville	4- 3
Carnegie Mellon	0- 1	Gonzaga	1- 0	N.C. Wesleyan	1- 5	UNCG	21-28
Catawba	6- 8	Greensboro College	4- 6	Notre Dame	0- 1	UNC Wilmington	4- 6
Central Florida	0- 1	Guilford	2- 3	Oglethorpe	1- 0	UTSA	1- 1
Central Michigan	0- 1	High Point	6- 5	Pembroke	2- 1	Vanderbilt	0- 2
Charleston Southern	3- 0	Idaho State	0- 1	Pennsylvania	0- 1	VCU	1- 4
Charleston, College of	26-10	Jacksonville	2- 0	Pfeiffer	2- 6	Virginia	1- 1
Charlotte	10-17	James Madison	0- 3	Phil. Pharmacy	1- 0	Virginia Tech	0- 1
Chattanooga	9-36	J.C. Smith	1- 2	Presbyterian	0- 2	Wagner	0- 1
Cincinnati	0- 1	Kennesaw State	1- 0	Princeton	0- 2	Wake Forest	3- 9
Clemson	1- 3	La Salle	1- 3	Radford	3- 4	Warren Wilson	6- 4
Coastal Carolina	0- 1	Lenoir-Rhyne	0- 5	Randolph-Macon	1- 0	Washington & Lee	1- 0
Coker	2- 5	Liberty	0- 2	Rhode Island	1- 3	Western Carolina	28-25
Colorado State	0- 2	Longwood	3- 0	Rice	0- 1	Western Michigan	0- 1
Columbia	1- 0	Louisiana-Monroe	2- 0	Richmond	1- 4	William & Mary	1- 4
Converse	7- 7	Loyola (Md.)	0- 2	Rider	0- 1	Wingate	2- 8
Cornell	1- 1	Lynchburg	1- 0	Robert Morris	2- 0	Winthrop	10- 6
Creighton	0- 1	Manhattan	2- 0	Rutgers	0- 3	Wofford	31-13
Davidson CC	1- 2	Mars Hill	0-10	Sacred Heart	4- 1	Xavier	0- 1
Dayton	0- 3	Marshall	0- 7	Saginaw Valley State	0- 1		
Denver	0- 1	Massachusetts	1- 3	Samford	7- 6		
Drexel	0- 1	Mercer	2- 2	San Francisco	0- 1		
Duke	1- 3	Meredith	10- 3	Sewanee	1- 0		
Duquesne	1- 5	Methodist	4- 7	South Carolina	0- 2		

2017-18 Opponents Bolded

anderson (0-2)			1/6/04	L	80- 81
1/17/75	L	54- 81	2/3/04	W	69- 50
1/28/76	L	47- 73	1/4/05	W	68- 54
app. state (21-26)			2/1/05	W	59- 51
2/14/94	L	38- 87	1/24/06	L	69- 84
2/23/94	L	59- 79	2/21/06	L	68- 74
1/16/95	L	63- 77	1/22/07	W	75- 62
2/11/95	L	68- 82	2/20/07	W	68- 64
1/16/96	L	57- 76	1/12/08	W	80- 65
2/10/96	L	64- 86	2/9/08	W	67- 66
3/2/96	L	74- 83	12/6/08	W	95- 75
1/13/97	W	60- 58	1/24/09	L	57- 77
2/8/97	W (or)	88- 84	12/7/09	L	59- 68
1/19/98	L	69- 75	1/23/10	L	61- 72
2/21/98	W	74- 63	1/19/11	L	66- 83
2/27/98	W	79- 63	2/2/11	L	73- 83
1/16/99	W	81- 66	3/4/11	L	63- 73
2/15/99	W	78- 69	11/15/12	W	55- 52
2/28/99	L	69- 78	2/18/12	W	61- 54
1/18/00	L	66- 73	1/5/13	W	65- 49
2/19/00	W	68- 67	2/9/13	W	56- 49
1/13/01	W	71- 63	1/25/14	L	66- 74
2/13/01	W	80- 62	2/24/14	L (or)	70- 72
1/8/02	L	58- 72	arkansas (0-1)		
2/9/02	L (2or)	87- 89	11/14/10	L	55- 68
2/28/02	L	63- 64	ark.-little rock (0-1)		
1/18/03	L (2or)	75- 78	11/12/10	L	51- 76
2/11/03	L	53- 63	ar My (3-0)		
			1/6/96	W	76- 31
			11/22/96	W	84- 62
			11/16/01	W	72- 58

augusta (2-2)			1/10/75	W	66- 58
1/16/76	L	39- 51	1/8/77	W	54- 50
1/26/80	L	52- 75	BarBer scotia (1-3)		
12/5/80	L	46- 53	12/5/80	L	46- 53
11/30/83	L	42- 89	12/9/83	L	23-115
12/9/83	L	23-115	12/9/95	W	85- 39
Barton (1-0)			1/24/93	W	65- 58
Bel Mont a BBey (1-3)			12/11/80	L	60- 87
12/11/80	L	60- 87	1/8/81	W	69- 60
1/8/81	W	69- 60	2/11/84	L	40- 75
2/11/84	L	40- 75	2/24/84	L	37- 92
2/24/84	L	37- 92	Bennett (0-8)		
			12/8/78	L	33- 66
			1/29/79	L	39- 79
			1/9/80	L	47- 48
			1/22/80	L	50- 59
			1/15/81	L	44- 60
			2/12/81	L	43- 55
			1981-82	L	40- 50
			1981-82	L	45- 70

Boston college (0-1)			11/19/99	L	54- 86
Boston u. (1-0)			12/5/99	W	61- 57
Bowling green (1-0)			11/27/15	W	60- 56
Brevard (0-1)			11/31/84	L	43- 90
Brown (0-1)			12/3/94	L	42- 70
Bucknell (1-0)			12/5/98	W	95- 78
Butler (1-0)			12/2/00	W	70- 40
CamPbell (1-6)			2/11/77	L	64- 80
			2/23/78	L	60- 67
			12/13/83	L	35-116
			2/13/84	L	30-107
			1/19/94	L	60- 69
			12/14/94	L	59- 81
			1/2/03	W	73- 69
Canisius (2-0)			12/6/97	W	103- 82
			12/3/00	W (or)	83- 79

Carnegie Mellon (1-0)		
1/9/93	L	59- 74
CataWBa (6-8)		
1/15/74	L	41- 56
1/21/74	L	39- 46
12/17/74	W	66- 65
1/27/75	W	62- 52
2/21/75	L	59- 69
12/15/75	W	64- 53
12/13/76	W	61- 56
1/13/77	W	58- 54
12/14/77	W	65- 63
12/6/78	L	56- 68
1981-82	L	33- 82
1981-82	L	51- 67
2/11/83	L	54- 64
2/14/83	L	46- 71

Central Florida (0-0)		
11/16/16	L	38- 57

Central Mich. (0-1)		
11/23/97	L	79- 86

Char. Southern (3-0)		
2/12/93	W	57- 44
1/22/94	W	72- 65
1/3/95	W	77- 57

Charlotte (10-17)		
2/4/74	W	52- 38
2/14/74	W	55- 50
1/19/76	W	56- 37
12/9/76	W	63- 51
1/31/77	W	68- 48
12/8/77	L	57- 58
1/23/78	L	58- 60
1/8/79	L	43- 98
2/25/84	L	35-100
12/10/97	W	71- 59
12/1/98	W	74- 64
12/1/99	L	43- 77
12/18/00	L	67- 77
12/6/01	W	61- 59
12/3/02	W	81- 76
11/25/03	L	70- 77
11/23/04	L	72- 78
12/7/05	L	60- 79
12/9/06	W	75- 69
11/24/07	L	53- 69
12/9/08	L	64- 72
12/21/12	L	54- 69
3/24/13	L	60- 72
12/21/13	L	60- 76
12/21/14	L	51- 86
12/20/15	L	88- 99
12/21/16	L	79- 93

Chattanooga (9-36)		
2/19/94	L	60- 74
1/21/95	L	61- 72
2/18/95	L	66- 83
1/20/96	W	58- 57
2/19/96	W	79- 74
2/28/96	W	80- 51
1/18/97	W	60- 58
2/17/97	L (OT)	74- 82
1/26/98	W	84- 56
2/5/98	W	84- 45
11/28/98	L	84- 86
1/23/99	W	80- 76
1/24/00	L	77- 88
2/26/00	L	59- 76
1/20/01	L	60- 78
2/19/01	L	46- 72
1/14/02	L	71- 88
2/16/02	L	61- 83
1/11/03	L	58- 83
2/17/03	L	55- 76
1/12/04	L	68- 79
2/9/04	L	50- 77
1/10/05	L	57- 67
2/7/05	L	63- 67
1/9/06	L	65- 87
2/6/06	L	59- 76

1/6/07	L	76- 89
2/5/07	L	65- 70
3/2/07	L	68- 80
1/7/08	L	47- 67
2/4/08	L	62- 73
1/17/09	L	69- 74
2/14/09	W (OT)	89- 80
1/11/10	L	62- 64
2/15/10	L	54- 65
1/14/11	L	51- 54
2/12/11	L	70- 91
1/23/12	W	56- 52
2/25/12	L	48- 55
1/18/13	L	56- 60
2/25/13	L	59- 68
3/11/13	L	63- 64
1/6/14	L	64- 72
2/1/14	L	62- 76
3/10/14	L	45- 71

Cincinnati (0-1)		
12/21/08	L	42- 60

Clemson (1-3)		
12/6/75	L	51- 55
2/9/77	L	38- 83
11/11/11	L	62- 72
11/18/13	W	77- 57

Coastal Carolina (0-1)		
12/11/93	L	58- 60

Coker (2-5)		
1/13/83	L	39- 44
2/8/83	W	63- 40
1/12/84	L	41- 74
2/8/84	L	57- 69
1/22/85	L	80- 90
2/18/85	L	62- 84
2/11/86	W	83- 80

Coll. of Charleston (26-10)		
1/6/97	L	60- 72
11/29/97	W	72- 68
12/20/98	W	71- 52
2/1/99	W	62- 57
1/4/00	L	54- 67
2/5/00	W	65- 50
3/2/00	W	71- 51
11/27/00	L	52- 69
1/30/01	W	66- 54
11/27/01	W	65- 64
1/26/02	L	67- 70
1/27/03	W	63- 50
3/1/03	W	65- 56
12/20/03	W	65- 49
1/24/04	W	65- 51
12/17/04	W	74- 47
1/22/05	W	62- 43
3/3/05	W	68- 48
1/3/06	W	71- 57
1/30/06	W	71- 67
1/1/07	W	58- 48
1/31/07	W	72- 63
1/2/08	W	66- 51
3/1/08	W	71- 55
1/12/09	L	71- 74
2/23/09	L	53- 54
3/7/09	L	54- 65
1/16/10	L	78- 84
2/20/10	W	72- 69
1/3/11	W	69- 40
2/7/11	L	52- 61
3/3/11	W	69- 53
12/17/11	W	56- 39
2/4/12	W	46- 23
1/7/13	W	65- 57
2/11/13	L	71- 74

Colorado State (0-2)		
11/30/96	L	75-102
11/29/02	L	58- 70

ColuMBia (1-0)		
12/7/96	W	70- 59

Converse (7-7)		
1/14/75	W	69- 61
1/30/75	W	64- 52
1/8/76	W	69- 54
2/17/77	W	56- 32
12/8/77	L	45- 49
12/4/78	L	43- 58
12/4/79	W	65- 28
1/19/81	L	51- 56
1981-82	L	40- 54
1981-82	L	47- 54
1/10/85	W	2- 0
1/19/85	W	2- 0
1/8/86	L	68- 82
1/18/86	L	65- 70

Cornell (1-1)		
12/3/93	L	65- 83
11/26/06	W	67- 39

Creighton (0-1)		
11/15/09	L	58- 77

davidson cc (2-2)		
1978-79	W	60- 58
1978-79	W	54- 48
1980-81	L	54- 65
1980-81	L	59- 71

dayton (0-3)		
1/7/15	L	51- 67
1/31/16	L	66- 77
2/1/17	L	52- 68

denver (0-1)		
11/27/99	L	62- 79

drexel (0-1)		
12/29/00	L	73- 82

duke (1-3)		
2/20/78	W	62- 61
1978-79	L	23- 78
11/24/01	L	58-107
11/12/04	L	69- 89

duQuesne (1-5)		
11/29/03	W	70- 59
11/27/09	L	71- 74
11/27/11	L	53- 84
1/24/15	L	47- 83
2/6/16	L	62- 77
1/7/17	L	51- 73

east carolina (2-1)		
12/20/97	L	59- 61
12/6/98	W	82- 62
12/29/05	W	70- 61

eastern Wash. (1-0)		
12/18/06	W	67- 58

East Tenn. State (15-13)		
2/26/94	L	73- 87
1/28/95	L	68- 85
2/26/95	L	71- 89
3/1/95	L	70- 88
1/27/96	W	75- 70
2/22/96	W	75- 66
1/25/97	L	65- 76
2/20/97	W	81- 68
1/3/98	W	67- 65
2/2/98	W (OT)	83- 77
12/30/98	W	80- 67
1/30/99	L	54- 75
12/21/99	L	74- 87
2/1/00	W	85- 75
12/6/00	L	69- 80
1/27/01	W	70- 67
1/22/02	W	103- 88
2/23/02	W	72- 68
1/25/03	L	64- 66
2/22/03	W	70- 57
1/10/04	W	74- 59
2/7/04	L	54- 83
1/8/05	L	66- 74
2/5/05	W	68- 56
11/17/06	W	82- 68
12/6/07	W	79- 61
12/18/15	L	58- 65
12/3/16	L	56- 76

eastern Mich. (1-0)		
12/7/97	W	81- 62

elon (19-8)		
2/23/77	L	52- 65
11/26/02	L	50- 63
1/17/04	W	64- 62
2/14/04	L	53- 55
1/15/05	W	67- 44
2/12/05	W	62- 58
1/17/06	W	54- 41
2/14/06	W	60- 47
3/3/06	W	55- 53
1/16/07	W	68- 49
2/13/07	W	63- 50
1/21/08	W	50- 40
2/18/08	W	68- 54
3/8/08	L	49- 68
1/3/09	W	72- 58
2/7/09	W	79- 65
1/4/10	W	82- 73
2/8/10	L	63- 77
12/20/10	L	60- 61
1/31/11	W	69- 65
1/4/12	W	75- 66
2/11/12	W	78- 51
1/26/13	W	77- 62
3/2/13	L	56- 72
1/11/14	W	67- 62
2/10/14	L	63- 66

e Mo ry (1-0)		
12/2/06	W	88- 40

ferruM (2-2)		
1981-82	L	55- 69
12/6/85	L	65- 81
1/25/86	W	93- 88
12/1/92	W	64- 40

florida int. (1-0)		
11/23/03	W	62- 55

fordham (2-5)		
1/28/15	L	45- 66
3/1/15	L	46- 54
1/1/16	L	40- 51
1/20/16	W	69- 51
1/4/17	L	72- 85
2/14/17	W	52- 51
2/26/17	L	54- 62

francis Marion (0-1)

2/21/93	L	58- 85
---------	---	--------

franklin & Marshall (0-1)

1/6/93	L	51- 56
--------	---	--------

fur Man (29-31)

12/5/74	L	47- 55
2/18/75	L	61- 63
1/13/76	L	48- 49
2/21/76	L	60- 61
2/4/77	W	61- 60
1/19/78	W	67- 52
2/18/78	L	62- 64
1978-79	L	48- 58
2/18/80	W	72- 58
1/28/81	L	48- 75
1981-82	L	52- 63
1/27/86	L	57- 87
2/9/86	L	71- 88
2/5/94	L	57- 78
1/11/95	L	64- 80
2/8/95	L	60- 70
1/4/96	L	64- 73
2/3/96	L	66- 69
2/1/97	L	73- 78
2/3/97	L	54- 63
1/17/98	L	54- 73
2/16/98	W	76- 72
1/11/99	W	88- 71
2/13/99	W	85- 71
2/26/99	W	62- 56
1/15/00	L	71- 74
2/15/00	W	80- 70
3/3/00	L	56- 73
1/9/01	L	53- 81
2/10/01	L	55- 71
1/5/02	W (or)	80- 79
2/5/02	L	74- 85
1/7/03	L	56- 67
2/8/03	W	73- 51
1/14/04	W	57- 46
2/26/04	W (or)	88- 87
1/13/05	W	74- 65
2/24/05	W	68- 55
12/17/05	L	61- 65
2/26/06	W (or)	65- 58
12/15/06	W	75- 55
2/25/07	W	71- 66
1/29/08	W	74- 59
2/25/08	L	66- 70
12/2/08	W	67- 57
2/28/09	W	66- 63
11/30/09	W	81- 78
2/27/10	W	65- 52
3/4/10	L	67- 73
2/9/11	L	52- 60
2/21/11	L	57- 62
1/7/12	W	61- 50
2/4/12	W	46- 23
1/15/13	W	87- 46
2/16/13	W	71- 49
12/9/13	W	73- 66
2/28/14	L	62- 69
11/14/14	L	60- 67
11/13/15	W	69- 51
12/18/16	W	71- 61

gardner-WeBB (7-7)

1978-79	L	45- 65
1978-79	L	48- 67
1/26/84	L	35- 87
2/23/84	L	52- 88
1/24/85	L	56-110
2/12/85	L	53-113
1/27/93	L	56- 81
2/2/94	W	81- 72
11/29/00	W	70- 59
1/31/02	W	68- 56
11/21/11	W	67- 46
12/13/12	W	59-56
11/30/13	W	78- 74
11/20/14	W	68- 67

george Mason (1-1)

2/8/15	L	60- 63
2/3/16	W	68- 63
1/18/17	W	58- 54
2/8/17	L	55- 59

george Washington (0-3)

2/5/15	L	35- 52
1/27/16	L	60- 79
1/15/17	L	62- 76

georgia (0-2)

11/19/06	L	68- 74
12/9/07	L	65- 79

g.a. Southern (25-20)

1/23/94	L	58- 74
2/17/94	L	61- 87
3/10/94	L	62- 71
1/23/95	L	72- 75
2/20/95	L	68- 86
1/22/96	W	77- 66
2/17/96	L	97-100
1/20/97	L	63- 66
2/15/97	W	75- 62
2/26/97	L	71- 73
12/30/97	L	73- 77
1/31/98	W	72- 65
1/6/99	L	81- 86
1/25/99	L	63- 67
12/12/99	L	77- 85
1/29/00	W	90- 67
1/22/01	L	62- 78
2/24/01	L	56- 74
1/18/02	L	81- 87
2/18/02	W	69- 57
1/16/03	W	85- 72
2/24/03	L	61- 77
3/7/03	L	57- 62
1/3/04	W	62- 49
1/31/04	W	57- 47
12/27/04	W	70- 67
1/29/05	W	65- 36
1/14/06	W	71- 52
2/11/06	W	67- 52
1/13/07	W	69- 51
2/10/07	W	75- 52
11/29/07	W	62- 56
2/28/08	W	66- 53
1/10/09	W	65- 54
2/21/09	W	65- 57
1/18/10	W	68- 50
2/22/10	L	47- 58
1/8/11	L	42- 55
2/19/11	W	60- 46
12/19/11	W	72- 48
2/6/12	W	69- 62
12/1/12	W	61- 49
2/2/13	W	73- 61
1/18/14	W	79- 66
2/15/14	L	82- 90

georgia State (2-0)

12/30/05	W	63- 56
11/17/07	W	59- 42

georgia tech (1-3)

12/3/97	W	90- 72
11/21/98	L	70- 88
12/2/03	L	54- 60
11/9/07	L	50- 69

gonzaga (1-0)

12/30/05	W	63- 56
----------	---	--------

greensboro College (4-6)

1981-82	W	53- 38
1981-82	L	53- 66
2/5/83	W	62- 50
2/17/83	W	61- 30
2/6/84	L	58- 77
2/2/85	L	50- 87
2/16/85	L	70- 73
12/2/85	L	69- 71
12/10/06	W	79- 38

guilford (2-3)

1/31/74	W	44- 35
2/3/76	W	82- 54
2/14/77	L	54- 64
12/6/82	L	64- 97
1/10/83	L	58- 66

high point (6-5)

1/9/76	L	40- 85
2/25/76	L	51- 85
12/1/83	L	20- 97
11/29/06	W	81- 63
12/15/07	W	72- 61
11/18/11	L	69- 82
12/5/12	W	59- 42
11/24/14	L	65-100
11/25/14	W	76- 57
11/24/15	W (2 or)	62- 60
12/7/16	W	82- 72

idaho State (0-0)

11/25/16	L	58- 70
----------	---	--------

Jacksonville (2-0)

11/18/00	W	62- 46
11/21/01	W	81- 43

James Madison (0-3)

3/15/12	L	49- 64
12/7/15	L	57- 73
12/30/15	L	45- 87

J.c.s Mith (1-2)

1/22/74	W	1- 0
1981-82	L	52- 74
1981-82	L	49- 65

kennesaw State (1-0)

11/18/12	W	63- 54
----------	---	--------

la salle (1-3)

1/4/15	L	54- 63
3/4/15	L	63- 74
1/6/16	W	66- 58
1/21/17	L	58- 65

lenoir-Rhyne (0-5)

1/16/78	L	58- 72
2/13/78	L	41- 69
12/3/83	L	22- 96
1/13/84	L	21- 67
12/18/92	L	71- 84

liBerty (0-2)

12/12/92	L	40- 74
2/3/93	L	54- 71

long Wood (3-0)

1/20/05	W	60- 50
1/6/10	W	69- 53
1/28/11	W	63- 53

louisiana-Monroe (1-1)

11/25/95	L	72- 55
11/30/02	W	71- 59

loyola (0-2)

1/8/94	L	62- 87
12/31/94	L	56- 67

lynch Burg (1-0)

1/30/93	W	67- 49
---------	---	--------

Manhattan (2-0)

12/19/96	W	100- 79
12/28/00	W	68- 65

Mars hill (0-10)

1/26/76	L	67- 88
12/6/76	L	62- 87
1/11/77	L	67- 80
1/28/78	L	68- 83
2/15/78	L	68- 77
12/8/82	L	78- 84
1/20/83	L	48- 81
1/19/84	L	31- 99
2/2/84	L	34- 98
11/27/93	L	82- 83

Marshall (0-7)

2/28/94	L	64- 90
1/30/95	L	77- 88
12/24/95	L	68- 68
1/29/96	L	64- 87
2/24/96	L	69- 85
1/27/97	L	73- 81
2/22/97	L	66- 67

Massachusetts (1-3)

2/18/15	L	49- 60
2/21/16	L	62- 66
1/12/17	L	60- 61
2/4/17	W	63- 59

Mercer (2-2)

11/29/96	W	70- 50
11/14/11	W	75- 60
11/28/12	L	43- 46
12/29/16	L	60- 67

Meredith (10-3)

1/15/79	W	59- 54
1978-79	L	42- 46
2/1/80	W	53- 39
2/11/80	W	71- 36
12/9/80	L	37- 50
2/6/81	W	50- 47
1981-82	W	78- 67
1981-82	W	62- 54
1981-82	W	62- 50
1/15/85	W	88- 81
2/7/85	L	48- 55
1/13/86	W	59- 46
2/4/86	W	69- 52

Methodist (4-7)

12/6/79	L	44- 62
2/8/80	L	64- 65
2/22/80	L	57- 83
1/23/81	L (or)	77- 83
2/10/81	W	57- 56
1/24/83	W	63- 59
2/3/83	W	57- 53
12/11/84	L	67- 78
2/5/85	L	60- 76
1/15/86	W	68- 57
2/7/86	L	64- 72

MiaMi (0-1)

12/8/12	L	35- 67
---------	---	--------

MiaMi (Ohio) (0-2)

11/28/99	L	47- 63
12/29/14	L	58- 59

Michigan State (0-3)

11/22/03	L	68- 74
12/9/15	L	44- 73
11/11/16	L	34- 70

Mississippi (0-1)

11/16/08	L	50- 55
----------	---	--------

Missouri (0-1)		
11/25/01	L	63-101

Monmouth (0-1)		
11/28/09	L	43- 46

Montana (0-1)		
11/25/06	L	61- 68

Mount St. Mary's (2-0)		
11/12/13	W	83- 82
11/23/14	W	67- 62

navy (1-1)		
1/6/94	L	65- 90
12/8/94	W	75- 53

nebraska (0-1)		
11/13/09	L	62- 86

neWBerry (2-1)		
1/25/77	W	70- 65
2/8/77	L	56- 85
12/29/09	W	64-55

neW hampshire (0-1)		
1/3/93	L	53- 81

niagara (0-1)		
11/26/94	L	60- 70

n Jit (1-0)		
12/28/07	W	55- 48

north carolina (0-4)		
2/15/75	L	31- 80
11/22/02	L	46- 68
11/18/05	L	86- 48
11/19/12	L	59- 70

n. carolina a&t (0-2)		
11/21/13	L	53- 62
12/2/14	L (ot)	57- 62

n.c. Central (0-1)		
2/8/78	W	58- 51

n.c. State (1-6)		
1/20/75	W	64- 59
2/10/75	L	45- 85
2/11/76	L	62- 91
11/20/09	L	54- 79
11/26/13	L	63- 86
12/19/14	L	66- 82
11/22/15	L	42- 58

n.c. Wesleyan (1-5)		
1/11/80	L	56- 61
2/2/80	W	79- 77
1/26/81	L	60- 65
2/7/81	L	46- 96
12/3/82	L	58- 64
1/8/83	L	37- 60

north texas (1-0)		
11/26/10	W	70- 55

northern illinois (0-1)		
11/17/12	L	61- 64

notre d aMe (0-1)		
1/4/81	L	37- 85

oglethorpe (1-0)		
11/29/05	W	95- 39

penn (0-1)		
11/17/01	L	70- 75

pfeiffer (2-6)		
2/6/74	L (ot)	43- 45
2/11/74	W	50- 46
12/10/75	L	50- 67
2/5/76	L	56- 67
2/11/78	L	49- 73
1/25/84	L	49-110
2/17/84	L	44- 94
1/18/93	W	62- 49

philadelphia phar. (1-0)		
1/8/93	W	84- 60

presByterian (0-2)		
1/30/85	L	45-105
2/14/85	L	49- 98

princeton (0-2)		
12/29/10	L	61- 67
11/25/11	L	44- 53

radford (3-3)		
2/8/94	L	70- 83
12/6/94	L	55- 75
12/6/95	W	88- 77
12/4/10	W	71- 62
12/22/11	W	81- 68
12/2/15	L	68- 79
11/19/16	L	40- 44

randolph-Macon (1-0)		
11/22/85	W	67- 43

r hode island (1-3)		
12/2/95	L	55- 75
1/11/15	L	62- 71
1/23/16	L	62- 78
2/11/17	W	74- 64

rice (0-1)		
12/2/05	L	52- 63

rich Mond (1-3)		
12/28/13	L	68- 87
1/21/15	L	48- 56
2/10/16	W	67- 59
3/2/16	L	51- 70
1/28/17	L	52- 61

rider (0-1)		
12/4/93	L	52- 69

ro Bert Morris (2-0)		
12/3/95	W	84- 68
12/20/02	W	77- 64

rutgers (0-3)		
11/25/12	L	49- 55
12/4/13	L	35- 66
11/30/14	L	44-100

sacred heart (4-1)		
1/23/74	W	52- 30
2/7/74	W	44- 25
1981-82	L	45- 53
1981-82	W	70- 66
1981-82	W	53- 52

saginaW valley St. (0-1)		
11/23/97	L	52- 87

san franciso (0-1)		
11/28/03	L	41- 58

seWanee (1-0)		
12/8/98	W	89- 41

South Carolina (0-2)		
2/6/75	L	48- 75
11/24/08	L	47- 68

South Carolina St. (1-0)		
12/12/15	W	63- 51

Southern Cal (0-1)		
11/17/14	L	64- 99

Southern Miss. (1-0)		
12/29/04	W	76- 60

Southern SeMinary (1-0)		
12/7/85	W	83- 34

Stetson (0-2)		
1/28/85	L	46-106
11/20/00	L	60- 76

st. andreW (2-5)		
1/24/80	W	59- 57
2/14/80	L	52- 56
1/24/81	L	57- 67
2/16/81	L	59- 70
2/26/81	L	55- 64
1981-82	L	58- 69
1/6/86	W	60- 46

st. Bonaventure (0-1)		
2/21/15	L	56- 72
1/13/16	L	47- 59
1/25/17	L	51- 70

st. francis (pa.) (0-1)		
12/30/94	L	55- 71

st. francis (n.y.) (0-1)		
11/23/96	L	50- 57

saint l ouis (1-4)		
1/18/15	W	53- 50
2/14/15	L	59- 77
1/10/16	L	50- 79
2/15/16	L	51-88
12/31/16	L	69-106

st. Joseph's (0-4)		
11/29/08	L	68- 78
1/31/15	L	52- 57
2/24/16	L	54- 87
2/18/17	L	54- 69

st. Mary's (Calif.) (1-1)		
2/13/86	W	65- 42
11/24/95	L	74- 87

Stony Brook (0-1)		
12/4/99	L	49- 53

s W Missouri St. (1-0)		
11/13/98	L	65-120

tennessee (0-1)		
12/28/12	L	40- 75

toledo (0-2)		
11/24/16	L	41- 76

to Wson (0-1)		
11/22/08	L	58- 76

ua B (0-2)		
12/16/01	L	78- 97
3/15/07	L	77- 81

u MBc (1-1)		
1/10/96	L	54- 59
1/16/97	W	81- 58

unc asheville (4-3)		
1/16/84	L	26-103
1/30/84	L	20-102
12/9/92	W	62- 48
2/27/93	W	59- 49
12/8/93	L	61- 76
11/12/06	W	67- 55
11/16/07	W	69- 56

unc greensBoro (21-28)		
1/17/79	L	52- 58
1978-79	W	67- 44
1/29/80	L	50- 69
2/5/80	L	52- 75
1/12/81	L	54- 55
2/3/81	L	59- 72
1981-82	L	56- 69
1981-82	L	56- 69
12/4/94	L	57- 60
12/12/95	L	68- 79
12/4/96	W	60- 48
1/12/98	W	87- 72
2/14/98	L	67- 78
2/28/98	L	75- 78
1/9/99	L	79- 90
2/8/99	L	61- 64
2/27/99	W (ot)	92- 91
1/10/00	L	69- 71
2/12/00	L	57- 75
1/6/01	L	42- 81
2/5/01	L	60- 72
2/2/02	L	44- 71
2/14/02	L	73- 84
1/4/03	L	69- 71
2/4/03	L	63- 70
1/20/04	W	68- 55
2/17/04	W	59- 45
1/18/05	L	66- 78
2/15/05	L(2ot)	87- 90
12/19/05	W	69- 57
1/28/06	L (ot)	62- 63
3/4/06	L	58- 69
12/4/06	W	73- 59
1/27/07	L	55- 78
1/18/08	W	70- 59
2/15/08	W	76- 50
1/5/09	W (ot)	61- 55
2/9/09	L	61- 74
1/2/10	W	67- 45
2/6/10	W	83- 53
12/31/10	L	58- 59
1/25/11	W	53- 52
2/8/12	W	71- 52
2/14/12	W	58-49
1/23/13	W	88- 48
2/20/13	W (ot)	59- 56
3/9/13	W	70- 47
1/13/14	W	78- 59
2/8/14	W (ot)	75- 66

unc peMBroke (2-1)		
2/20/75	W	55- 46
1/25/78	W	71- 52
1/20/79	L	47- 95

unc WilMington (4-6)		
12/6/83	L	44-138
1/21/84	L	29-105
1/2/93	L	70- 78
1/3/94	W	73- 57
11/27/94	W	68- 39
12/8/96	W	66- 61
12/30/01	L	52- 67
12/11/02	L	66- 74
11/28/15	W	77- 50
11/30/16	L	58- 67

ut sa (1-1)		
12/3/05	L	69- 75
11/27/10	W	69- 50

vander Bilt (0-2)		
11/14/97	L	63- 65
11/28/08	L	50- 82

vcu (1-4)		
1/15/15	L	53- 62
2/25/15	L	63- 66
1/17/16	W	56- 50
2/27/16	L	59- 74
2/21/17	L	47- 54

virginia (1-1)		
12/20/07	L	68- 83
12/28/14	W	67- 57

virginia tech (0-1)		
12/30/04	L	62- 87

Wagner (0-1)		
1/12/79	L	50- 76

Wake forest (3-8)		
1/22/75	W	70- 62
2/18/76	L	49- 60
1/20/77	W	75- 50
1/31/78	L	57- 75
11/17/98	W	82- 75
11/23/99	L	54- 64
11/30/04	L	55- 58
11/26/05	L (OT)	84- 87
12/31/11	L	66- 68
11/19/13	L	66- 69
11/17/15	L	58- 77

Warren Wilson (6-4)		
12/11/79	W	64- 45
1/15/80	W	55- 53
1981-82	W	79- 71
12/9/82	W	50- 47
1/18/83	W	65- 45
12/14/83	L	48- 72
2/15/84	L	36- 72
12/14/84	L	57- 99
2/9/85	L	61- 99
2/15/86	W	76- 67

Washington & lee (1-0)		
1/29/94	W	77- 33

Western Carolina (28-25)		
12/1/76	L	49- 64
1/22/77	L	47- 66
1/26/78	L	41- 92
2/6/78	L	47- 76
1/13/93	L	52- 76
2/10/93	L	57- 71
1/26/94	L	64- 72
2/12/94	L	71- 74
1/14/95	L	77- 81
2/15/95	L	79- 89
1/13/96	W	63- 44
2/12/96	W	69- 60
1/11/97	W	84- 65
2/11/97	W	77- 52
1/10/98	W	85- 78
2/10/98	W	83- 58
1/4/99	W	91- 73
2/6/99	W	78- 70
1/8/00	W	77- 52
2/7/00	L	66- 77
1/2/01	L	74- 83
2/3/01	L	60- 91
12/19/01	L	80-107
1/28/02	W	83- 59
12/30/02	L	68- 76
2/1/03	W	64- 61
3/6/03	W	62- 58
12/22/03	L	54- 62
1/27/04	L	70- 75
3/4/04	L	58- 66
12/20/04	L	56- 74
1/25/05	W	65- 63
3/4/05	L	58- 59
1/7/06	W	67- 63
2/4/06	W	67- 63
1/6/07	W	75- 60
2/3/07	L	56- 67
1/5/08	L	67- 71
2/2/08	L	57- 80
12/14/08	W	84- 66
1/26/09	L	66- 72
12/5/09	W	62- 51
1/25/10	W	75- 65
1/5/11	L	48- 60
2/5/11	W	65- 56
12/3/11	W	64- 46
1/13/12	W	58- 45
1/28/13	W	65- 56
3/4/13	W	72- 46
1/27/14	W	69- 65
2/22/14	W	83- 73
3/9/14	W	74- 67
12/5/15	W	64- 51

Western Michigan (0-)		
11/13/16	L	63- 76

William & Mary (1-4)		
1/11/94	L	51- 69
1/6/95	L	65- 83
12/10/00	L	63- 86
11/22/09	L	63- 74
11/19/10	W	69- 47

Wingate (2-8)		
12/12/74	W	53- 42
2/12/75	W	54- 42
1/11/79	L	51- 52
1978-79	L	36- 51
1981-82	L	41- 73
1981-82	L	54- 68
1/27/83	L	53- 97
2/16/83	L	53- 70
12/8/84	L	70-102
1/17/85	L	66-101

Winthrop (10-6)		
1/21/76	L	57- 62
1/27/77	L	68- 88
1978	L	43- 71
1/23/93	W	64- 62
12/1/93	W	76- 72
11/30/94	W	75- 62
12/30/96	W	93- 79
12/7/02	W	76- 59
12/18/03	W	72- 57
11/22/06	W	66- 48
12/2/07	W	68- 63
11/15/08	W	61- 40
11/22/10	L	41- 49
12/1/11	W	80- 65
11/15/13	L	76- 91
12/13/14	L	60- 75

Wofford (31-13)		
1/15/83	L	62- 64
2/12/83	W	67- 61
11/30/84	L	43-102
1/16/93	L	63- 73
2/6/93	L	61- 70
11/29/95	W	93- 55
1/8/98	W	83- 69
1/24/98	W	79- 66
1/18/99	L	65- 66
2/20/99	W	78- 53
1/22/00	W	67- 62
2/21/00	W	80- 63
1/16/01	L	54- 71
2/17/01	L	58- 85
3/1/01	L	62- 76
1/12/02	L	74- 97
2/11/02	L	53- 77
1/13/03	W	73- 48
2/15/03	W	82- 52
3/5/03	W	72- 70
12/6/03	W	79- 61
2/21/04	W	65- 51
12/4/04	W	76- 66
2/19/05	W	87- 59
1/21/06	W (OT)	81- 72
2/18/06	W	58- 43
1/20/07	W	86- 39
2/17/07	L (OT)	65- 68
3/1/07	W	71- 62
1/26/08	W	70- 58
2/23/08	W (OT)	84- 76
12/30/08	W	83- 68
1/31/09	L	72- 86
12/13/09	W	90- 68
2/2/10	W	66- 60
1/22/11	W	80- 50
2/27/11	W	88- 57
1/9/12	L	59- 63
2/20/12	W	63- 39
3/3/12	W	69- 58
1/12/13	W	58- 45
2/18/13	W	67- 54
12/7/13	W	88- 74
3/2/14	W	83- 67

1973-74



2003-04



2011-12



2009-10



2006-07



2010-11



1995-96



1997-98





Davidson's inaugural 1973-74 team.

1973-74

Coach: Ann Holland
8-3 Overall

1/ 15	Catawba	41- 56	L
21	at Catawba	39- 46	L
22	Johnson C. Smith	1- 0	W
23	Sacred Heart	52- 30	W
29	South Park	40- 33	W
31	at Guilford	44- 35	W
2/ 4	UNC Charlotte	52- 38	W
6	Pfeiffer	(or) 43- 45	L
7	at Sacred Heart	44- 25	W
11	at Pfeiffer	50- 46	W
14	at UNC Charlotte	55- 50	W

1974-75

Coaches: Slagle, Duncan, Schmader
10-7 Overall

12/ 5	Furman	47- 55	L
12	at Wingate	53- 42	W
17	at Catawba	66- 65	W
1/ 10	Augusta	66- 58	W
14	Converse	69- 61	W
17	at Anderson	54- 81	L
20	N.C. State	64- 59	W
22	Wake Forest	70- 62	W
27	Catawba	62- 52	W
30	at Converse	64- 52	W
2/ 6	at South Carolina	48- 75	L
10	at N.C. State	45- 85	L
12	Wingate	54- 42	W
15	vs. North Carolina ¹	31- 80	L
18	at Furman	61- 63	L
20	vs. UNC Pembroke ²	55- 46	W
21	vs. Catawba ²	59- 69	L

¹at Charlotte, N.C.
²at Wilmington, N.C.

1975-76

Coach: Rosa Lee Janero
4-13 Overall

12/ 6	at Clemson	51- 55	L
10	Pfeiffer	50- 67	L
15	Catawba	64- 53	W
1/ 8	at Converse	69- 54	W
9	High Point	40- 85	L
13	at Furman	48- 49	L
16	at Augusta	39- 51	L
19	UNC Charlotte	56- 37	W
21	at Winthrop	57- 62	L
26	at Mars Hill	67- 88	L
28	Anderson	47- 73	L
2/ 3	Guilford	82- 54	W
5	at Pfeiffer	56- 67	L
11	N.C. State	62- 91	L
18	at Wake Forest	49- 60	L
21	vs. Furman ¹	60- 61	L
25	at High Point	51- 85	L

¹at Charlotte, N.C.

1976-77

Coach: Susan Roberts
9-10 Overall

12/ 1	Western Carolina	49- 64	L
6	at Mars Hill	62- 87	L
9	UNC Charlotte	63- 51	W

13	Catawba	61- 56	W
1/ 8	Augusta	54- 50	W
11	Mars Hill	67- 80	L
13	at Catawba	58- 54	W
20	Wake Forest	75- 50	W
22	at Western Carolina	47- 66	L
25	Newberry	70- 65	W
27	Winthrop	68- 88	L
31	at UNC Charlotte	68- 48	W
2/ 4	at Furman	61- 60	W
8	at Newberry	56- 58	L
9	Clemson	38- 83	L
11	at Campbell	64- 80	L
14	at Guilford	54- 64	L
17	at Converse	56- 32	W
23	at Elon	52- 65	L

1977-78

Coach: Susan Roberts
5-13 Overall

12/ 8	Converse	45- 49	L
8	UNC Charlotte	57- 58	L
14	at Catawba	65- 63	W
1/ 16	Lenoir-Rhyne	58- 72	L
19	Furman	67- 52	W
23	at UNC Charlotte	58- 60	L
25	UNC Pembroke	71- 52	W
26	at Western Carolina	41- 92	L
28	at Mars Hill	68- 83	L
31	at Wake Forest	57- 75	L
2/ 6	Western Carolina	47- 76	L
8	at N.C. Central	58- 51	W
11	Pfeiffer	49- 73	L
13	at Lenoir-Rhyne	41- 69	L
15	Mars Hill	68- 77	L
18	at Furman	62- 64	L
20	Duke	62- 61	W
23	Campbell	60- 67	L

1978-79

Coach: Susan Roberts
4-15 Overall

12/ 4	Converse	43- 58	L
6	Catawba	56- 68	L
8	Bennett	33- 66	L
	Davidson CC	60- 58	W
1/ 8	UNC Charlotte	43- 98	L
11	Wingate	51- 52	L
12	Wagner	50- 76	L
15	Meredith	59- 54	W
17	UNC Greensboro	52- 58	L
20	UNC Pembroke	47- 95	L
	Gardner-Webb	45- 65	L
	Wingate	36- 51	L
	Bennett	39- 79	L
	Davidson CC	54- 48	W
	Meredith	42- 46	L
	Gardner-Webb	48- 67	L
	Duke	23- 78	L
	Furman	48- 58	L
	UNC Greensboro	67- 44	W

1979-80

Coach: Susan Roberts
8-10 Overall

12/ 4	Converse	65- 28	W
6	Methodist	44- 62	L

11	Warren Wilson	64- 45	W
1/ 9	Bennett	47- 48	L
11	N.C. Wesleyan	56- 61	L
15	at Warren Wilson	55- 53	W
22	at Bennett	50- 59	L
24	St. Andrews	59- 57	W
26	at Augusta	52- 75	L
29	UNC Greensboro	50- 69	L
2/ 1	at Meredith	53- 39	W
2	at N.C. Wesleyan	79- 77	W
5	at UNC Greensboro	52- 75	L
8	at Methodist	64- 65	L
11	Meredith	71- 36	W
14	at St. Andrews	52- 56	L
18	Furman	72- 58	W
22	vs. Methodist ¹	57- 83	L

¹1st Round AIAW Division III State Tournament, Greensboro, N.C.



Sarah Womack '80 is the only Davidson player to date to have her jersey retired.

1980-81

Coach: Dee Mayes
3-18 Overall

12/ 5	Barber-Scotia	46- 53	L
9	Meredith	37- 50	L
11	at Belmont Abbey	60- 87	L
1/ 4	vs. Notre Dame ¹	37- 85	L
	Davidson CC	54- 65	L
12	vs. UNC Greensboro ¹	54- 55	L
	Belmont Abbey	69- 60	W
15	at Bennett	44- 60	L
19	at Converse	51- 56	L
23	at Methodist	(or) 77- 83	L
24	at St. Andrews	57- 63	L
26	N.C. Wesleyan	60- 65	L
28	at Furman	48- 75	L
2/ 3	at UNC Greensboro	59- 72	L
6	at Meredith	50- 47	W
7	N.C. Wesleyan	46- 96	L
10	Methodist	57- 56	W
12	Bennett	43- 55	L
16	St. Andrews	59- 70	L
	Davidson CC	59- 71	L
26	vs. St. Andrews ²	55- 64	L

¹at Charlotte, N.C.

²1st Round AIAW Division III State Tournament, Greensboro, N.C.

1981-82

Coach: Dee Mayes
7-17 Overall

Catawba	33- 82	L
Meredith	78- 67	W
J.C. Smith	52- 74	L
UNC Greensboro	56- 69	L
Converse	40- 54	L
J.C. Smith	49- 65	L
Wingate	41- 73	L
Catawba	51- 67	L
UNC Greensboro	56- 69	L
Meredith	62- 50	W
Bennett	45- 70	L
Furman	52- 63	L
Greensboro College	53- 66	L
Sacred Heart	53- 52	W
Converse	47- 54	L
St. Andrews	58- 69	L

Wingate	54- 68	L
Bennett	40- 50	L
Sacred Heart	70- 66	W
Greensboro College	53- 38	W
Meredith	62- 54	W
Warren Wilson	79- 71	W
Sacred Heart	45- 53	L
Ferrum	55- 69	L

1982-83

Coach: Dee Mayes
8-12 Overall

12/ 3	N.C. Wesleyan	58- 64	L
6	at Guilford	64- 97	L
8	Mars Hill	78- 84	L
9	at Warren Wilson	50- 47	W
1/ 8	at N.C. Wesleyan	37- 60	L
10	Guilford	58- 66	L
13	at Coker	39- 44	L
15	at Wofford	62- 64	L
18	Warren Wilson	65- 45	W
20	at Mars Hill	48- 81	L
24	at Methodist	63- 59	W
27	at Wingate	53- 97	L
2/ 3	Methodist	57- 53	W
5	Greensboro College	62- 50	W
8	Coker	63- 40	W
11	Catawba	54- 64	L
12	Wofford	67- 61	W
14	at Catawba	46- 71	L
16	Wingate	53- 70	L
17	at Greensboro College	61- 30	W

1983-84

Coach: Patty Daley
0-25 Overall

11/ 30	at Barber-Scotia	23-115	L
12/ 1	High Point	20- 97	L
3	at Lenoir-Rhyne	22- 96	L
6	UNC Wilmington	44-138	L
9	Barber-Scotia	42- 89	L
13	Campbell	35-116	L
14	Warren Wilson	48- 72	L
1/ 12	at Coker	41- 74	L
13	Lenoir-Rhyne	21- 67	L
16	UNC Asheville	26-103	L
19	Mars Hill	31- 99	L
21	at UNC Wilmington	29-105	L
25	at Pfeiffer	49-110	L
26	Gardner-Webb	35- 87	L
30	at UNC Asheville	20-102	L
2/ 2	at Mars Hill	34- 98	L
6	Greensboro College	58- 77	L
8	Coker	57- 69	L
11	at Belmont Abbey	37- 92	L
13	at Campbell	30-107	L
15	at Warren Wilson	36- 72	L
17	Pfeiffer	44- 94	L
23	at Gardner-Webb	52- 88	L
24	Belmont Abbey	40- 75	L
25	vs. UNC Charlotte ¹	35-100	L

¹at Charlotte Coliseum, Charlotte, N.C.



Dee Mayes was the fourth full-time head coach for the Wildcats. She was at the helm from 1980-83.

1984-85

Coach: Patty Daley
3-18 Overall

11/ 30	at Wofford ¹	43-102	L
31	vs. Brevard ¹	43- 90	L
12/ 8	Wingate	70-102	L
11	Methodist	67- 78	L
14	at Warren Wilson	57- 99	L
1/ 10	at Converse	2- 0	W
15	Meredith	88- 81	W
17	at Wingate	66-101	L
19	Converse	2- 0	W
22	Coker	80- 90	L
24	Gardner-Webb	56-110	L
28	Stetson	46-106	L
30	at Presbyterian	45-105	L
2/ 2	at Greensboro College	50- 87	L
5	at Methodist	60- 76	L
7	at Meredith	48- 55	L
9	Warren Wilson	61- 99	L
12	at Gardner-Webb	53-113	L
14	Presbyterian	49- 98	L
16	Greensboro College	70- 73	L
18	at Coker	62- 84	L

¹Wofford Invitational, Spartanburg, S.C.



The 1992-93 Wildcats got basketball rolling again at Davidson and was the first squad to compete at the NCAA Division I level.

1985-86

Coach: Patty Daley
10-8 Overall

11/ 22	vs. Randolph-Macon ¹	67- 43	W
12/ 6	at Ferrum ²	65- 81	L
7	vs. S. Seminary ²	83- 34	W
12	Greensboro College	69- 71	L
1/ 6	at St. Andrews	60- 46	W
8	at Converse	68- 82	L
13	Meredith	59- 46	W
15	at Methodist	68- 57	W
18	Converse	65- 70	L
25	Ferrum	93- 88	W
27	Furman	57- 87	L
29	Greensboro College	57- 72	L
2/ 4	Meredith	69- 52	W
7	Methodist	64- 72	L
9	Furman	71- 88	L
11	Coker	83- 80	W
13	vs. St. Mary's ³	65- 42	W
15	vs. Warren Wilson ³	76- 67	W

¹at Raleigh, N.C.

²Ferrum Tournament, Ferrum, Va.

³Meredith Tournament, Raleigh, N.C.

1992-93

Coach: John Filar
9-13 Overall

12/ 1	Ferrum	64- 40	W
9	at UNC Asheville	62- 48	W
12	at Liberty	40- 74	L
18	Lenoir-Rhyne	71- 84	L
1/ 2	at UNC Wilmington ¹	70- 78	L
3	vs. New Hampshire ¹	53- 91	L
6	at Franklin & Marshall	51- 56	L
8	vs. Phil. Pharm. ²	84- 60	W
9	vs. Carnegie Mellon ²	59- 74	L
13	Western Carolina	52- 76	L
16	at Wofford	63- 73	L
18	Pfeiffer	62- 49	W
23	Winthrop	64- 62	W
24	Barton	65- 58	W
27	Gardner-Webb	56- 81	L
30	at Lynchburg	67- 49	W
2/ 3	Liberty	54- 71	L
6	Wofford	61- 70	L
10	at Western Carolina	57- 71	L
12	Charleston Southern	57- 44	W
21	at Francis Marion	58- 85	L
27	UNC Asheville	59- 49	W

¹Holiday Inn Beach Blast, Wilmington, N.C.

²Haverford Invitational, Haverford, Pa.

1993-94

Coach: John Filar
5-21 Overall, 0-7 SoCon-8th

11/ 27	Mars Hill	82- 83	L
12/ 1	at Winthrop	76- 72	W
3	at Cornell ¹	65- 83	L
4	vs. Rider ¹	52- 69	L
8	at UNC Asheville	61- 76	L
11	at Coastal Carolina	58- 60	L
1/ 3	UNC Wilmington	73- 57	W
6	at Navy	65- 90	L
8	at Loyola	62- 87	L
11	William & Mary	51- 69	L
19	Campbell	60- 69	L
22	at Charleston Southern	72- 65	W
23	at Georgia Southern	58- 74	L
26	Western Carolina	64- 72	L
29	Washington & Lee	77- 33	W
2/ 4	Gardner-Webb	81- 72	W
5	Furman*	57- 78	L
8	at Radford	70- 83	L
12	at Western Carolina*	71- 74	L
14	at Appalachian State	38- 87	L
17	Georgia Southern*	61- 87	L
19	UT-Chattanooga*	60- 74	L
23	Appalachian State*	59- 79	L
26	at East Tennessee State*	73- 87	L
28	at Marshall*	64- 90	L
3/ 10	vs. Georgia Southern ²	62- 71	L

¹Cornell Invitational, Ithaca, N.Y.

²SoCon Tournament

1994-95

Coach: John Filar
4-23 Overall, 0-14 SoCon-8th

11/ 26	vs. Niagara ¹	60- 70	L
27	vs. UNC Wilmington ¹	68- 39	W
30	Winthrop	75- 62	W
12/ 3	at Brown ²	42- 70	L
4	vs. UNC Greensboro ²	57- 60	L
6	at Radford	55- 75	L
8	Navy	75- 53	W
14	at Campbell	59- 81	L
30	at St. Francis (Pa.) ³	55- 71	L
31	vs. Loyola ³	56- 67	L
1/ 3	Charleston Southern	77- 57	W
6	at William & Mary	65- 83	L
11	at Furman*	64- 80	L
14	at Western Carolina*	77- 81	L
16	at Appalachian State*	63- 77	L
21	UT-Chattanooga*	61- 72	L
23	Georgia Southern*	72- 75	L
28	at East Tennessee State*	68- 85	L
30	at Marshall*	77- 88	L
2/ 8	at Furman*	60- 70	L
11	Appalachian State*	68- 82	L
15	Western Carolina*	79- 89	L
18	at UT-Chattanooga*	66- 83	L
20	at Georgia Southern*	68- 86	L
24	Marshall*	65- 68	L
26	East Tennessee State*	71- 89	L
3/ 1	vs. East Tennessee State ¹	70- 88	L

¹Navy Tip-Off Tournament, Annapolis, Md.

²Brown Tournament, Providence, R.I.

³St. Francis (Pa.) Tournament, St. Francis, Pa.

⁴SoCon Tournament

1995-96

Coach: John Filar
14-12 Overall, 7-7 SoCon-4th

11/ 24	at St. Mary's	74- 87	L
25	vs. NE Louisiana	72- 55	W
29	Wofford	93- 55	W
12/ 2	vs. Rhode Island	55- 75	L
3	vs. Robert Morris	84- 68	W
6	Radford	88- 77	W
9	Barber-Scotia	85- 39	W
12	at UNC Greensboro	68- 79	L
1/ 4	at Furman*	64- 73	L
6	Army	76- 31	W
10	at UMBC	54- 59	L
13	Western Carolina*	63- 44	W
16	Appalachian State*	57- 76	L
20	at Georgia Southern*	77- 66	W
22	at UT-Chattanooga*	58- 57	W
27	East Tennessee State*	75- 70	W
29	at Marshall*	64- 87	L
2/ 3	Furman*	66- 69	L
10	at Appalachian State*	64- 86	L
12	Georgia Southern*	97-100	L
17	UT-Chattanooga*	79- 74	W
19	at Western Carolina*	69- 60	W
22	at East Tennessee State*	75- 66	W
24	Marshall*	69- 85	L
28	vs. UT-Chattanooga*	80- 51	W
3/ 2	vs. Appalachian State ¹	74- 83	L

¹SoCon Tournament



The 1995-96 Wildcat team.

1996-97

Coach: John Filar

15-11 Overall, 7-7 SoCon-5th

11/ 22	at Army	84-62	W
23	at St. Francis (N.Y.)	50-57	L
29	vs. Mercer*	70-50	W
30	at Colorado State ¹	75-102	L
12/ 4	UNC Greensboro	60-48	W
7	Columbia	77-59	W
8	UNC Wilmington	66-61	W
19	Manhattan	100-79	W
30	at Winthrop	93-79	W
1/ 6	at College of Charleston	60-72	L
11	at Western Carolina*	84-65	W
13	at Appalachian State*	60-58	W
16	UMBC	81-58	W
18	UT-Chattanooga*	61-59	W
20	Georgia Southern*	63-66	L
25	at East Tennessee St.*	65-76	L
27	at Marshall*	73-81	L
2/ 1	at Furman*	73-78	L
3	Furman*	54-63	L
8	Appalachian State* (or)	88-84	W
11	Western Carolina*	77-52	W
15	at Georgia Southern*	75-62	W
17	at UT-Chattanooga*	(or) 74-82	L
20	East Tennessee State*	81-68	W
22	Marshall*	66-67	L
26	vs. Georgia Southern ²	71-73	L

¹Coors Rocky Mountain Invitational, Fort Collins, Colo.
²SoCon Tournament

1997-98

Coach: John Filar

18-9 Overall, 12-4 SoCon-t-2nd

11/ 14	at Vanderbilt	63-65	L
22	at Saginaw Valley State	52-87	L
23	at Central Michigan	79-86	L
29	College of Charleston	72-68	W
12/ 3	at Georgia Tech	90-72	W
6	Canisius	103-82	W
7	Eastern Michigan	81-62	W
10	at UNC Charlotte	71-59	W
20	at East Carolina	59-61	L
30	Georgia Southern*	73-77	L
1/ 3	at East Tennessee State*	67-65	W
8	at Wofford*	83-69	W
10	at Western Carolina*	85-78	W
12	UNC Greensboro*	87-72	W
17	at Furman*	54-73	L
19	at Appalachian State*	69-75	L
24	Wofford*	79-66	W
26	Chattanooga*	84-56	W
31	at Georgia Southern*	72-65	W
2/ 2	East Tennessee St.* (or)	83-77	W
5	at Chattanooga*	84-45	W
10	Western Carolina*	83-58	W
14	at UNC Greensboro*	67-78	L
16	Furman*	76-72	W
21	Appalachian State*	74-63	W
28	vs. Appalachian State ¹	79-63	W
29	vs. UNC Greensboro ¹	75-78	L

¹SoCon Tournament

1998-99

Coach: John Filar

18-10 Overall, 11-7 SoCon-4th

11/ 13	at SW Missouri State ¹	65-120	L
17	at Wake Forest	82-75	W
21	Georgia Tech	70-88	L
28	Chattanooga*	84-86	L
12/ 1	UNC Charlotte	74-64	W
5	Bucknell ¹	95-78	W
6	East Carolina ²	82-62	W
8	Sewanee	89-41	W
20	College of Charleston*	71-52	W
30	East Tennessee State*	80-67	W



The 1998-99 Davidson women's basketball team advanced to the finals of the SoCon Tournament — farther than any team in school history.

1/ 4	Western Carolina*	91-73	W
6	at Georgia Southern*	81-86	L
9	at UNC Greensboro*	79-90	L
11	Furman*	88-71	W
16	Appalachian State*	81-66	W
18	at Wofford*	65-66	L
23	at Chattanooga*	80-76	W
25	Georgia Southern*	63-67	L
30	at East Tennessee St.*	54-75	L
2/ 1	at Coll. of Charleston*	62-57	W
6	at Western Carolina*	78-70	W
8	UNC Greensboro*	61-64	L
13	at Furman*	85-71	W
15	at Appalachian State*	78-69	W
20	Wofford*	78-53	W
26	vs. Furman ¹	62-56	W
27	vs. UNC Greensboro ¹	92-91	W
28	vs. Appalachian State ¹	69-78	L

¹Preseason WNIT
²Chesapeake Ponds Invitational, Davidson, N.C.
³SoCon Tournament

8	at Western Carolina*	77-52	W
10	UNC Greensboro*	69-71	L
15	Furman*	71-74	L
18	at Appalachian State*	66-73	L
22	Wofford*	67-62	W
24	at Chattanooga*	77-88	L
29	Georgia Southern*	90-67	W
2/ 1	East Tennessee State*	85-75	W
5	at Coll. of Charleston*	65-50	W
7	Western Carolina*	66-77	L
12	at UNC Greensboro*	57-75	L
15	at Furman*	80-70	W
19	Appalachian State*	68-67	W
21	at Wofford*	80-63	W
26	Chattanooga*	59-76	L
3/ 2	vs. Coll. of Charleston ¹	71-51	W
3	vs. Furman ¹	56-73	L

¹Santa Clara Invitational, Santa Clara, Calif.
²Roundball Invitational, Davidson, N.C.
³SoCon Tournament, Greenville, S.C.

29	vs. Drexel ²	73-82	L
1/ 2	Western Carolina*	74-83	L
6	at UNC Greensboro*	42-81	L
9	Furman*	53-81	L
13	Appalachian State*	71-63	W
16	at Wofford*	54-71	L
20	Chattanooga*	60-78	L
22	Georgia Southern*	62-78	L
27	at East Tennessee St.*	70-67	W
30	College of Charleston*	66-54	W
2/ 3	at Western Carolina*	60-91	L
5	UNC Greensboro*	60-72	L
10	at Furman*	55-71	L
13	at Appalachian State*	80-62	W
17	Wofford*	58-85	L
19	at Chattanooga*	46-72	L
24	at Georgia Southern*	56-74	L
3/ 1	vs. Wofford ¹	62-76	L

¹Brown Tournament, Providence, R.I.
²Big Apple Classic, Riverdale, N.Y.
³SoCon Tournament, Greenville, S.C.

1999-00

Coach: John Filar

10-17 Overall, 8-10 SoCon-7th

11/ 19	at Boston College	54-86	L
23	Wake Forest	54-64	L
27	vs. Denver ¹	62-79	L
28	vs. Miami (Ohio) ¹	47-63	L
12/ 1	at UNC Charlotte	43-77	L
4	Stony Brook ²	49-53	L
5	Boston ²	61-57	W
12	at Georgia Southern*	77-85	L
21	at East Tennessee State*	74-87	L
1/ 4	College of Charleston*	54-67	L



The 1997-98 women's basketball team was the first of back-to-back Wildcat squads to win 18 games in a season.

2000-01

Coach: John Filar

9-19 Overall, 4-14 SoCon-9th

11/ 18	at Jacksonville	62-46	W
20	at Stetson	60-76	L
27	at Coll. of Charleston*	52-69	L
29	Gardner-Webb	70-59	W
12/ 2	vs. Butler ¹	70-40	W
3	vs. Canisius ¹	(2or) 83-79	W
6	East Tennessee State*	69-80	L
10	at William & Mary	63-86	L
18	at Charlotte	67-77	L
28	at Manhattan ²	68-65	W

2001-02

Coach: Annette Watts

10-18 Overall, 6-12 SoCon-8th

11/ 16	at Army ¹	72-58	W
17	vs. Penn ¹	70-75	L
21	Jacksonville	81-43	W
24	at Duke ²	58-107	L
25	vs. Missouri ²	63-101	L
27	College of Charleston*	65-64	W
12/ 6	at Charlotte	61-59	W
16	at UAB	78-97	L
19	at Western Carolina*	80-107	L
30	at UNC Wilmington	52-67	L
1/ 5	Furman* (or)	80-79	W
8	at Appalachian State*	58-72	L
12	Wofford*	74-97	L
14	at Chattanooga*	71-88	L
18	at Georgia Southern*	81-87	L
22	East Tennessee State*	103-88	W
26	at Coll. of Charleston*	67-70	L
28	Western Carolina*	83-59	W
31	Gardner-Webb	68-56	W
2/ 2	at UNC Greensboro*	44-71	L
5	at Furman*	74-85	L
9	Appalachian St.* (2or)	87-89	L
11	at Wofford*	53-77	L
14	UNC Greensboro*	73-84	L
16	Chattanooga*	61-83	L
18	Georgia Southern*	69-57	W
23	at East Tennessee State*	72-68	W
28	vs. Appalachian State ³	63-64	L

¹Army Tip-Off Classic, West Point, N.Y.
²Duke/Ronald McDonald Classic, Durham, N.C.
³SoCon Tournament, Charleston, S.C.

2002-03

Coach: Annette Watts

15-15 Overall, 8-10 SoCon-t6th

11/ 22	at North Carolina	46- 68 L
26	at Elon	50- 63 L
29	at Colorado State ¹	58- 70 L
30	vs. Louisiana-Monroe ¹	71- 59 W
12/ 3	Charlotte	81- 76 W
7	at Winthrop	76- 59 W
11	UNC Wilmington	66- 74 L
20	at Robert Morris	77- 64 W
30	Western Carolina*	68- 76 L
1/ 2	at Campbell	73- 69 W
4	at UNC Greensboro*	69- 71 L
7	at Furman*	56- 67 L
11	Chattanooga*	58- 83 L
13	at Wofford*	73- 48 W
16	Georgia Southern*	85- 72 W
18	Appalachian St.* (207)	75- 78 L
25	at East Tennessee State*	64- 66 L
27	College of Charleston*	63- 50 W
2/ 1	at Western Carolina*	64- 61 W
4	UNC Greensboro*	63- 70 L
8	Furman*	73- 51 W
11	at Appalachian State*	53- 63 L
15	Wofford*	82- 52 W
17	at Chattanooga*	55- 76 L
22	East Tennessee State*	70- 57 W
24	at Georgia Southern*	61- 77 L
3/ 1	at Coll. of Charleston*	65- 56 W
5	vs. Wofford ²	72- 70 W
6	vs. Western Carolina ²	62- 58 W
7	vs. Georgia Southern ²	57- 62 L

¹Coors Rocky Mountain Invitational,

Fort Collins, Colo.

²SoCon Tournament, Charleston, S.C.

2004-05

Coach: Annette Watts

18-11 Overall, 14-6 SoCon-2nd

11/ 12	Duke ¹	69- 89 L
19	vs. Fairleigh Dickinson ²	65- 60 W
20	at Longwood ²	60- 50 W
23	Charlotte	72- 78 L
27	at Georgia Southern*	70- 67 W
30	at Wake Forest	55- 58 L
12/ 4	at Wofford*	76- 66 W
17	College of Charleston*	72- 47 W
20	at Western Carolina*	56- 74 L
29	vs. Southern Miss. ³	76- 60 W
30	at Virginia Tech ³	62- 87 L
1/ 4	Appalachian State*	68- 54 W
8	at ETSU*	66- 74 L
10	at Chattanooga*	57- 67 L
13	at Furman*	74- 65 W
15	Elon*	67- 44 W
18	UNC Greensboro*	66- 78 L
22	at College of Charleston*	62- 43 W
25	Western Carolina*	65- 63 W
29	Georgia Southern*	65- 36 W
2/ 1	at Appalachian State*	59- 51 W
5	East Tennessee State*	68- 56 W
7	Chattanooga*	63- 67 L
12	at Elon*	62- 58 W
15	at UNC*	87- 90 L
19	Wofford*	87- 59 W
24	Furman*	68- 55 W
3/ 3	vs. Coll. of Charleston ¹	68- 48 W
4	vs. Western Carolina ¹	58- 59 L

¹Preseason WNIT, Durham, N.C.

²Lancer Invitational, Farmville, Va.

³Lady Luck Classic, Blacksburg, Va.

⁴SoCon Tournament, Chattanooga, Tenn.

15	Furman*	75- 55 W
18	at Eastern Washington	67- 58 W
20	at Gonzaga	77- 69 W
1/ 1	at Coll. of Charleston*	58- 48 W
6	at Western Carolina*	75- 60 W
8	Chattanooga*	76- 89 L
13	at Georgia Southern*	69- 51 W
16	at Elon*	68- 49 W
20	Wofford*	86- 39 W
22	Appalachian State*	75- 52 W
27	at UNC Greensboro*	55- 78 L
31	College of Charleston*	72- 63 W
2/ 3	Western Carolina*	56- 67 L
5	at Chattanooga*	65- 70 L
10	Georgia Southern*	75- 52 W
13	Elon*	63- 50 W
17	at Wofford*	(or) 65- 68 L
20	at Appalachian State*	68- 64 W
25	at Furman*	71- 66 W
3/ 1	vs. Wofford ²	71- 62 W
2	vs. Chattanooga ²	68- 80 L
15	at UAB ³	77- 81 L

¹Klosterman Buckeye Classic, Columbus, Ohio

²SoCon Tournament, Charleston, S.C.

³Women's NIT, Birmingham, Ala.

2007-08

Coach: Annette Watts

19-11 Overall, 13-5 SoCon-t-3rd

11/ 9	at Georgia Tech	50- 69 L
16	at UNC Asheville ¹	69- 56 W
17	vs. Georgia State ¹	59- 42 W
24	at Charlotte	53- 69 L
29	Georgia Southern*	62- 56 W
12/ 2	Winthrop	68- 63 W
6	East Tennessee State	79- 61 W
9	at No. 7 Georgia	65- 79 L
15	High Point	72- 61 W
20	at Virginia	68- 83 L
28	vs. No. 15 Auburn ²	59- 66 L
29	NJIT ³	55- 48 W
1/ 2	at Coll. of Charleston*	66- 51 W
5	Western Carolina*	67- 71 L
7	Chattanooga*	47- 67 L
12	Appalachian State*	80- 65 W
18	at UNC Greensboro*	70- 59 W
21	at Elon*	50- 40 W
26	Wofford*	70- 58 W
29	Furman*	74- 59 W
2/ 2	at Western Carolina*	57- 80 L
4	at Chattanooga*	62- 73 L
9	at Appalachian State*	67- 66 W
15	UNC Greensboro*	76- 50 W
18	Elon*	68- 54 W
23	at Wofford*	84- 76 W
25	at Furman*	66- 70 L
28	at Georgia Southern*	66- 53 W
3/ 1	College of Charleston*	71- 55 W
8	vs. Elon ³	49- 68 L

¹Carolina First Classic, Asheville, N.C.

²St. Joe's Hawk Classic, Philadelphia, Pa.

³SoCon Tournament, Charleston, S.C.

2008-09

Coach: Annette Watts

12-18 Overall, 11-9 SoCon-t-4th

11/ 15	at Winthrop ¹	61- 40 W
16	vs. Mississippi ¹	50- 55 L
22	at Towson	58- 76 L
24	at South Carolina	47- 68 L
28	at No. 17 Vanderbilt ²	50- 82 L
29	vs. St. Joseph's ²	68- 78 L
12/ 2	Furman*	67- 57 W
6	at Appalachian State*	95- 75 W
9	Charlotte	64- 72 L
14	Western Carolina*	84- 66 W
19	at Xavier	80- 84 L
21	at Cincinnati	42- 60 L
30	Wofford*	83- 68 W
1/ 3	Elon*	72- 58 W
5	at UNC Greensboro*(or)	61- 55 W
10	Georgia Southern*	65- 54 W
12	College of Charleston*	71- 74 L
17	at Chattanooga*	69- 76 L
19	at Samford*	65- 74 L
24	Appalachian State*	57- 77 L
26	at Western Carolina*	66- 72 L
31	at Wofford*	72- 86 L

2/ 7	at Elon*	79- 65 W
9	UNC Greensboro*	61- 74 L
14	Chattanooga*	(or) 89- 80 W
16	Samford*	67- 78 L
21	at Georgia Southern*	65- 57 W
23	at Coll. of Charleston*	53- 54 L
28	at Furman*	66- 63 W
3/ 8	vs. Coll. of Charleston ³	54- 65 L

¹Winthrop Tournament, Rock Hill, S.C.

²Vanderbilt Thanksgiving Tourn., Nashville, Tenn.

³SoCon Tournament, Chattanooga, Tenn.

2009-10

Coach: Annette Watts

14-15 Overall, 12-8 SoCon-6th

11/ 13	at Nebraska	62- 86 L
15	at Creighton	58- 77 L
20	at N.C. State	54- 79 L
22	at William & Mary	63- 74 L
27	vs. Duquesne ¹	(or) 71- 74 L
28	vs. Monmouth ¹	43- 46 L
30	at Furman*	81- 78 W
12/ 5	at Western Carolina*	62- 51 W
7	Appalachian State*	59- 68 L
13	Wofford*	90- 68 W
29	Newberry College	64- 55 W
1/ 2	UNC Greensboro*	66- 45 W
4	at Elon*	82- 73 W
6	Longwood	69- 53 W
9	Samford*	(or) 78- 77 W
11	Chattanooga*	62- 64 L
16	at Coll. of Charleston*	78- 84 L
18	at Georgia Southern*	68- 50 W
23	at Appalachian State*	61- 72 L
25	Western Carolina*	75- 65 W
2/ 2	at Wofford*	66- 60 W
6	at UNC Greensboro*	83- 53 W
8	Elon*	63- 77 L
13	at Samford*	57- 73 L
15	at Chattanooga*	54- 65 L
20	Coll. of Charleston*	72- 69 W
22	Georgia Southern*	47- 58 L
27	Furman*	65- 52 W
3/ 4	vs. Furman ²	67- 73 L

¹UNCW Thanksgiving Tourn., Wilmington, N.C.

²SoCon Tournament, Charlotte, N.C.

2010-11

Coach: Michele Savage

14-17 Overall, 8-12 SoCon-8th

11/ 12	at Ark.-Little Rock	51- 76 L
14	at Arkansas	55- 68 L
19	William & Mary	69- 47 W
22	at Winthrop	41- 49 L
26	vs. North Texas ¹	70- 55 W
27	at UTSA ¹	69- 60 W
12/ 4	Radford	71- 62 W
20	at Elon*	60- 61 L
29	Princeton	61- 67 L
31	UNC*	58- 59 L
1/ 3	College of Charleston*	69- 40 W
5	at Western Carolina*	48- 60 L
8	at Georgia Southern*	42- 55 L
14	Chattanooga*	51- 54 L
16	Samford*	71- 62 W
19	Appalachian State*	66- 83 L
22	at Wofford*	80- 50 W
25	at UNC*	53- 52 W
28	at Longwood	63- 53 W
31	Elon*	69- 65 W
2/ 2	at Appalachian State*	73- 83 L
5	Western Carolina*	65- 56 W
7	at Coll. of Charleston*	52- 61 L
9	at Furman*	52- 60 L
12	at Chattanooga*	70- 91 L
14	at Samford*	47- 58 L
19	Georgia Southern*	60- 46 W
21	Furman*	57- 62 L
27	Wofford*	88- 57 W
3/ 3	vs. Coll. of Charleston ²	69- 53 W
4	vs. Appalachian State ²	63- 73 L

¹UTSA Thanksgiving Tourn., San Antonio, Texas

²SoCon Tournament, Chattanooga, Tenn.

2003-04

Coach: Annette Watts

16-12 Overall, 13-7 SoCon-t-3rd

11/ 22	at Michigan State ¹	68- 74 L
23	vs. Florida International ¹	62- 55 W
25	at Charlotte	70- 77 L
28	at San Francisco ²	41- 58 L
29	vs. Duquesne ²	70- 59 W
12/ 2	at Georgia Tech	54- 60 L
6	Wofford*	79- 61 W
18	Winthrop	72- 57 W
20	at Coll. of Charleston*	65- 49 W
22	Western Carolina*	54- 62 L
1/ 3	Georgia Southern*	62- 49 W
6	at Appalachian State*	80- 81 L
10	East Tennessee State*	74- 59 W
12	Chattanooga*	68- 79 L
14	Furman*	57- 46 W
17	at Elon*	64- 62 W
20	at UNC Greensboro*	68- 55 W
24	College of Charleston*	65- 51 W
27	at Western Carolina*	70- 75 L
31	at Georgia Southern*	57- 47 W
2/ 3	Appalachian State*	69- 50 W
7	at East Tennessee State*	54- 80 L
9	at Chattanooga*	50- 77 L
14	Elon*	53- 55 L
17	UNC Greensboro*	59- 45 W
21	at Wofford*	65- 51 W
26	at Furman*	(or) 88- 87 W
3/ 4	vs. Western Carolina ³	58- 66 L

¹Spartan Classic, East Lansing, Mich.

²odwalla/Lady Don Classic, San Francisco, Calif.

³SoCon Tournament, Charleston, S.C.

2005-06

Coach: Annette Watts

17-12 Overall, 12-6 SoCon-t-2nd

11/ 18	at No. 6 UNC	48- 86 L
26	Wake Forest	(or) 84- 87 L
29	Oglethorpe	95- 39 W
12/ 2	at Rice ¹	52- 63 L
3	vs. UTSA ¹	69- 75 L
7	at Charlotte	60- 79 L
10	Greensboro College	79- 39 W
17	at Furman*	61- 65 L
19	at UNC Greensboro*	69- 57 W
29	vs. East Carolina ²	70- 61 W
30	at Georgia State ²	63- 56 W
1/ 3	College of Charleston*	71- 57 W
7	Western Carolina*	67- 63 W
9	at Chattanooga*	65- 87 L
14	Georgia Southern*	71- 52 W
17	Elon*	54- 41 W
21	at Wofford*	(or) 81- 72 W
24	at Appalachian State*	69- 84 L
28	UNC Greensboro*	(or) 62- 63 L
30	at Coll. of Charleston*	71- 67 W
2/ 4	at Western Carolina*	67- 63 W
6	Chattanooga*	59- 76 L
11	at Georgia Southern*	67- 52 W
14	at Elon*	60- 47 W
18	Wofford*	58- 43 W
21	Appalachian State*	68- 74 L
26	Furman*	(or) 65- 58 W
3/ 3	vs. Elon ³	55- 53 W
4	vs. UNC Greensboro ³	58- 69 L

¹Gene Hackerman Invitational, Houston, Texas

²Hyatt Regency Atlanta Invite, Atlanta, Ga.

³SoCon Tournament, Charleston, S.C.

2006-07

Coach: Annette Watts

23-9 Overall, 13-5 SoCon-t-2nd

11/ 12	UNC Asheville	67- 55 W
17	at East Tennessee St.	82- 68 W
19	at No. 9 Georgia	68- 74 L
22	at Winthrop	66- 48 W
25	vs. Montana ¹	61- 68 L
26	vs. Cornell ¹	67- 39 W
29	at High Point	82- 63 W
12/ 2	Emory	88- 40 W
4	UNC Greensboro*	73- 59 W
9	Charlotte	75- 69 W



The 2006-07 Davidson women's basketball team became the first Wildcat squad to advance to postseason play when they earned an at-large bid to the Women's National Invitational Tournament.

2011-12

Coach: Michele Savage

22-10 Overall, 17-3 SoCon-1st

11/ 11	at Clemson	62- 72	L
14	Mercer	75- 60	W
18	at High Point	69- 82	L
21	Gardner-Webb	67- 46	W
25	at Princeton	44- 53	L
27	at Duquesne	53- 84	L
12/ 1	Winthrop	80- 65	W
3	at Western Carolina*	64- 46	W
17	Coll. of Charleston*	56- 39	W
19	Georgia Southern*	72- 48	W
22	at Radford	81- 68	W
31	at Wake Forest	66- 68	L
1/ 4	Elon*	75- 66	W
7	at Furman*	61- 50	W
9	at Wofford*	59- 63	L
13	Western Carolina*	58- 45	W
15	at Appalachian State*	55- 52	W
21	Samford*	65- 73	L
23	Chattanooga*	56- 52	W
30	Furman*	78- 57	W
2/ 4	at Coll. of Charleston*	46- 23	W
6	at Georgia Southern*	69- 62	W
8	UNCG*	71- 52	W
11	at Elon*	78- 51	W
14	at UNCG*	58- 49	W
18	Appalachian State*	61- 54	W
20	Wofford*	69- 39	W
25	at Chattanooga*	48- 55	L
27	at Samford*	52- 39	W
3/ 3	vs. Wofford ¹	69- 58	W
4	vs. Samford ¹	51- 62	L
15	James Madison ²	49- 64	L

¹SoCon Tournament (Asheville, N.C.)

²Women's NIT, Harrisonburg, Va.

2012-13

Coach: Michele Savage

22-13 Overall, 16-4 SoCon-2nd

11/ 9	at North Carolina ¹	59- 70	L
17	vs. Northern Ill. ²	61- 64	L
18	vs. Kennesaw State ²	63- 54	W
25	at Rutgers	49- 55	L
28	at Mercer	43- 46	L
12/ 1	Georgia Southern*	61- 49	W
5	High Point	59- 42	W
8	at No. 23 Miami	35- 67	L
13	at Gardner-Webb	59- 56	W
21	at Charlotte	54- 69	L
28	at No. 13 Tennessee	40- 75	L
1/ 5	Appalachian State*	65- 49	W
7	at Coll. of Charleston*	65- 57	W
12	at Wofford*	58- 45	W
15	at Furman*	87- 46	W
18	Chattanooga*	56- 60	L
20	Samford*	63- 51	W
23	UNCG*	88- 48	W
26	Elon*	77- 62	W
28	at Western Carolina*	65- 56	W
2/ 2	at Georgia Southern*	73- 61	W
9	at Appalachian State*	56- 49	W
11	College of Charleston*	71- 74	L
16	Furman*	71- 49	W
18	Wofford*	67- 54	W
20	at UNCG* (OT)	59- 56	W
23	at Samford*	58- 38	W
25	at Chattanooga*	59- 68	L
3/ 2	at Elon*	56- 72	L
4	Western Carolina*	72- 46	W
9	vs. UNCG ³	70- 47	W
10	vs. Elon ³	71- 61	W
11	vs. Chattanooga ³ (finals)	63- 64	L
21	at Old Dominion ⁴	82- 73	W
24	at Charlotte ⁵	60- 72	L

¹First Round Preseason Women's NIT

²Preseason Women's NIT (Morehead, Ky.)

³SoCon Tournament (Asheville, N.C.)

⁴Women's NIT, First/Second Round



The 2011-12 women's basketball team won the program's first regular season SoCon title with a school-record 17-3 mark in league play. They also made the program's second postseason appearance with a trip into the WNIT.

2013-14

Coach: Michele Savage

16-16 Overall, 11-7 SoCon-3rd

11/ 8	at Clemson	77- 57	W
12	at Mount St. Mary's	83- 82	W
15	Winthrop	76- 91	L
19	at Wake Forest	66- 69	L
21	at North Carolina A&T	53- 62	L
24	at High Point	65-100	L
26	at N.C. State	64- 86	L
30	Gardner-Webb	78- 74	W
12/ 4	Rutgers	35- 66	L
7	Wofford*	88- 74	W
9	Furman*	73- 66	W
21	Charlotte	60- 76	W
28	Richmond	68- 87	L
1/ 4	at Samford*	83- 68	W
6	at Chattanooga*	64- 72	L
11	Elon*	67- 62	W
13	UNCG*	78- 59	W
18	at Georgia Southern*	79- 66	W
25	at Appalachian State*	66- 74	L
27	at Western Carolina*	69- 65	W
2/ 1	Chattanooga*	62- 76	L
3	Samford*	76- 58	W
8	at UNCG* (OT)	75- 66	W
10	at Elon*	63- 66	L
15	Georgia Southern*	82- 90	W
22	Western Carolina*	83- 73	W
24	Appalachian State* (OT)	70- 72	L
28	at Furman*	62- 69	L
3/ 2	at Wofford*	83- 67	W
8	vs. Samford ¹	55- 42	W
9	vs. Western Carolina ¹	74- 67	W
10	vs. Chattanooga ¹ (finals)	45- 71	L

¹SoCon Tournament (Asheville, N.C.)

2014-15

Coach: Michele Savage

5-25 Overall, 1-15 A-10-14th

11/ 14	at Furman	60- 67	L
17	Southern California	64- 99	L
20	at Gardner-Webb	68- 67	W
23	Mount St. Mary's	67- 62	W
25	High Point	76- 57	W
30	at No. 21/24 Rutgers	44-100	L
12/ 2	N. Carolina A&T (OT)	57- 62	L
7	James Madison	57- 73	L
13	at Winthrop	60- 75	L
19	at N.C. State	66- 82	L
21	at Charlotte	51- 86	L
28	at Virginia ¹	67- 57	W
29	vs. Miami (OH) ¹	58- 59	L
1/ 4	La Salle*	54- 63	L
7	Dayton*	51- 67	L
11	Rhode Island*	62- 71	L
15	at VCU*	53- 62	L
18	at Saint Louis*	53- 50	W
21	Richmond*	48- 56	L
24	at Duquesne*	47- 83	L
28	Fordham*	45- 66	L
31	Saint Joseph's*	52- 57	L
2/ 5	at No. 23/24 G. Wash.*	35- 52	L
8	at George Mason*	60- 63	L
14	Saint Louis*	59- 77	L
18	at Massachusetts*	49- 60	L
21	at St. Bonaventure*	56- 72	L
25	VCU*	63- 66	L
3/ 1	at Fordham*	46- 54	L
4	vs. La Salle ²	63- 74	L

¹UVa. Holiday Tournament (Charlottesville, Va.)

²A-10 Tournament (Richmond, Va.)

2015-16

Coach: Michele Savage

11-19 Overall, 5-11 A-10-12th

11/ 13	at Furman	69- 51	W
17	at Wake Forest	58- 77	L
22	at N.C. State	42- 58	L
24	at High Point (2OT)	62- 60	W
27	vs. Bowling Green ¹	60- 56	W
28	at UNC Wilmington ¹	77- 50	W
12/ 2	at Radford	68- 79	L
5	Western Carolina	64- 51	W
9	No. 25/23 Mich. State	44- 73	L
12	South Carolina State	63- 51	W
18	East Tennessee State	58- 65	L
20	Charlotte	88- 99	L
30	at James Madison	45- 87	L
1/ 2	at Fordham*	40- 51	L
6	at La Salle*	66- 58	W
10	Saint Louis*	50- 79	L
13	St. Bonaventure*	47- 59	L
17	at VCU*	56- 50	W
20	Fordham*	69- 51	W
23	at Rhode Island*	62- 78	L
27	George Washington*	60- 79	L
31	at Dayton*	66- 77	L
2/ 3	George Mason*	68- 63	W
6	Duquesne*	62- 77	L
10	at Richmond*	59- 77	L
15	at Saint Louis*	51- 88	L
21	Massachusetts*	62- 66	L
24	at Saint Joseph's*	54- 87	L
27	VCU*	59- 74	L
3/ 4	vs. Richmond ²	51- 70	L

¹UNCW Hampton Inn Thanksgiving Tournament (Wilmington, N.C.)

²A-10 Tournament (Richmond, Va.)

The 2014-15 Team brought the Wildcats into a new era as the program moved to the Atlantic 10. They won their first A-10 game on the road vs. Saint Louis, Jan. 18, 2015.



2016-17

Coach: Michele Savage
6-23 Overall, 4-12 A-10-12th

11/	11	at No. 22 Michigan St.	34- 70	L
	13	at Western Michigan	63- 76	L
	16	UCF	38- 57	L
	19	Radford	40- 44	L
	24	vs. Toledo ¹	41- 76	L
	25	vs. Idaho State ¹	58- 70	L
	30	UNC Wilmington	58- 67	L
12/	3	at East Tenn. State	56- 76	L
	7	High Point	82- 72	W
	18	Furman	71- 61	W
	21	at Charlotte	79- 93	L
	29	Mercer	60- 67	L
	31	Saint Louis *	69-106	L
1/	4	at Fordham*	72- 85	L
	7	at Duquesne*	51- 73	L
	12	Massachusetts*	60- 61	L
	15	at George Washington*	62- 76	L
	18	George Mason*	58- 54	W
	21	La Salle*	58- 65	L
	25	at St. Bonaventure*	51- 70	L
	28	Richmond*	52- 61	L
2/	1	Dayton*	52- 68	L
	4	at Massachusetts*	63- 59	W
	8	at George Mason*	55- 59	L
	11	Rhode Island*	74- 64	W
	14	Fordham*	52- 51	W
	18	at Saint Joseph's*	54- 69	L
	21	at VCU*	47- 54	L
	26	at Fordham ²	54- 62	L

¹ Cancun Challenge (Cancun, Mexico)

² A-10 Tournament, First Round (New York, N.Y.)

